

# CLASS 314: Haunches In

**Level 3:** Specialized Liberty

**Competitor:** \_\_\_\_\_

**Division 1:** Dressage

**Objective:** To demonstrate effective, fluid, and balanced hind-end isolation during movement.

**Equine:** \_\_\_\_\_

**Regulations:** Liberty Performance

**Date Entered:** \_\_\_\_\_

	BEHAVIOR	POINTS	SCORE	REMARKS
1.	<b>Calm Default</b> <i>The equine remains still and calm, with head forward or turned away from the competitor, as the competitor moves to stand on the left, right, and front, providing a C&amp;T at each position. (Optional: Salute)</i>	10		
2.	<b>Shoulder-In, Left</b> <i>The equine weights the hind and moves forward in a straight line, bending left to bring the haunches in for 4 full strides.</i>	10		
3.	<b>Shoulder-In, Right</b> <i>The equine weights the hind and moves forward in a straight line, bending right to bring the haunches in for 4 full strides.</i>	10		
4.	<b>Back</b> <i>The equine backs two steps away from the handler. (Optional: Salute)</i>	10		

Further Remarks

Performed at:  Walk  Trot  Canter

Judge Name: \_\_\_\_\_ Signature: \_\_\_\_\_ Date: \_\_\_\_\_

Total Points: \_\_\_\_\_ / 40

Percent Score: \_\_\_\_\_

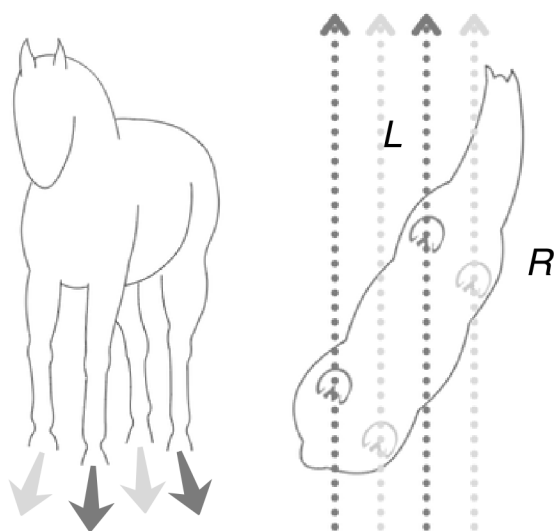
# CLASS 314: Haunches In

**Objective:** To demonstrate effective, fluid, and balanced hind-end isolation during movement.

**Regulations:** Liberty Handling

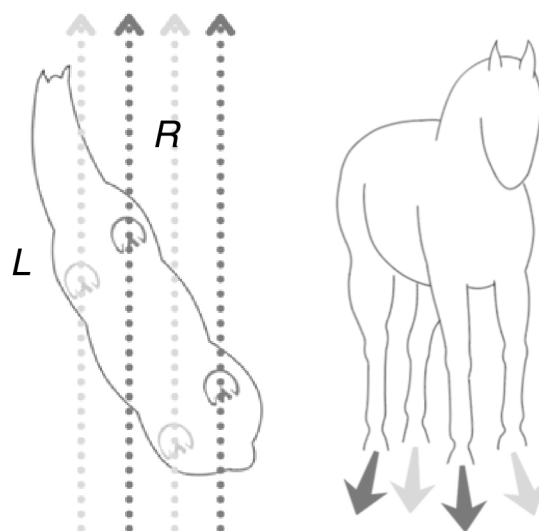
## Haunches-In, Left

- The equine moves forward in a straight line the specified amount weighting the hind end, bending to bring the haunches in, and moving along four equally spaced tracks.
- When performing a haunches-in to the **left**, the equine **bends to the left**, bringing their hind end over such that there are four equally spaced tracks, one for each leg: **LH, RH, LF, RF**
- The equine maintains impulsion (all legs cross in front, the equine's muscles are engaged, the equine is ready to move forward at any point before, during, and after this movement).
- This movement may be performed in any gait.



## Haunches-In, Right

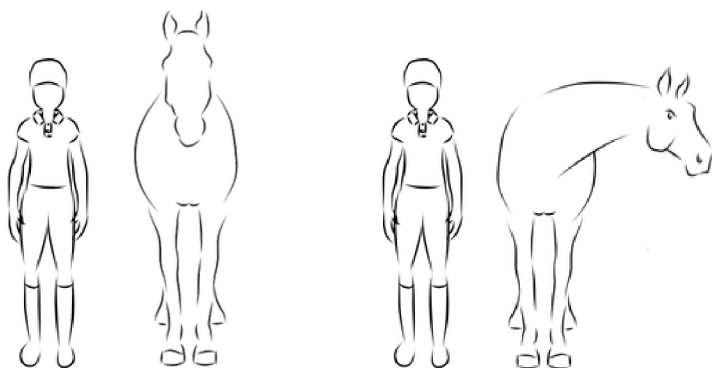
- The equine moves forward in a straight line the specified amount weighting the hind end, bending to bring the haunches in, and moving along four equally spaced tracks.
- When performing a haunches-in to the right, the equine bends to the right, bringing their hind end over such that there are four equally spaced tracks, one for each leg: **RH, LH, RF, LF**
- The equine maintains impulsion (all legs cross in front, the equine's muscles are engaged, the equine is ready to move forward at any point before, during, and after this movement).
- This movement may be performed in any gait.



# Liberty Classes: Calm Default, Backing


**Objective:** To demonstrate an effective, solid, and fluid calm default behavior at liberty.

**Regulations:** Liberty Handling



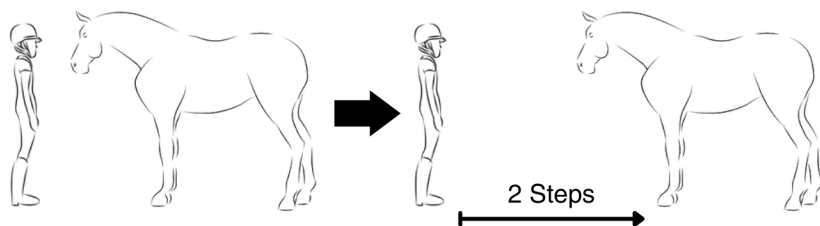
**CALM DEFAULT - SIDE**

From either side of the equine, the handler should stand still (vocal or stationary body language cues permitted). The equine should stand calmly and patiently with their head forward or away from the handler, ideally with a low headset (poll below the wither)



**CALM DEFAULT - FRONT**

From the front of the equine, the handler should stand still (vocal or stationary body language cues permitted). The equine should stand calmly and patiently with their head down or away from the handler, ideally with a low headset (poll below the wither)



**BACK AWAY, 2 STEPS**

From the front of the equine, the handler gives their cue. The equine backs two steps away from the handler, who must remain stationary during backing.