

CLASS 446: Tail Spin Weave

Level 4: Specialized Riding

Competitor: _____

Division 4: Gymkhana

Objective: To demonstrate effective communication & efficient maneuvering during a tail spin weave pattern. **Equine:** _____

Regulations: Ridden Performance, Gymkhana Arena **Date Entered:** _____

	BEHAVIOR	POINTS	SCORE	REMARKS
1.	Calm Default <i>The equine remains still and calm, with head forward in a calm default position, the competitor provides C&T from each side of the equine.</i>	10		
2.	Weave Up <i>The equine begins behind the start line then proceeds to and weaves through five poles.</i>	10		
3.	Proceed to Finish <i>The equine returns to the finish line as quickly as possible (breaking into a faster gait is encouraged!)</i>	10		
4.	Back <i>After pausing in a calm default position, the equine backs two steps.</i>	10		

Further Remarks

Performed at: Walk Trot Canter

Judge Name: _____ **Signature:** _____ **Date:** _____

Total Points: _____ / 40

Percent Score: _____

CLASS 446: Tail Spin Weave

Objective: To demonstrate effective communication and maneuvering during a tail spin weave pattern.

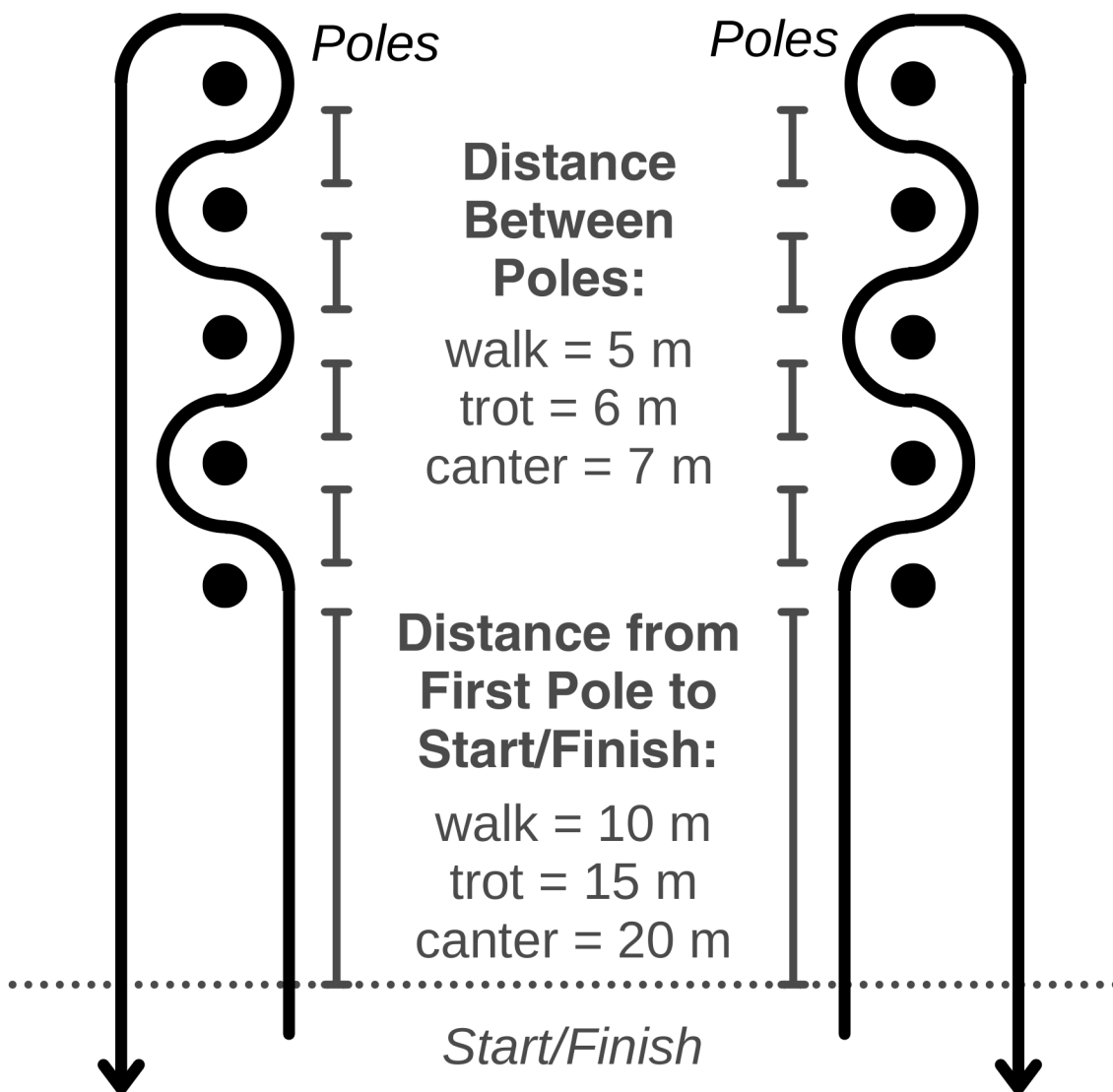
Equipment: Ridden Performance

Arena: Gymkhana Arena

All Gymkhana patterns should be performed in flat arenas that are clear of other obstacles, have safe footing, and must be enclosed in a safely fenced area. This pattern includes use of 5 poles and a clearly marked start/finish line (can be made from sand/powder that contrasts the arena footing, or visual markers on either side). Specific construction is up to the competitor but must be safe and not provide any unfair advantage.

Left Hand Pattern


Right Hand Pattern



Ridden Classes: Calm Default, Backing


Objective: To demonstrate an effective, solid, and fluid calm default behavior during riding.

Regulations: Ridden Handling



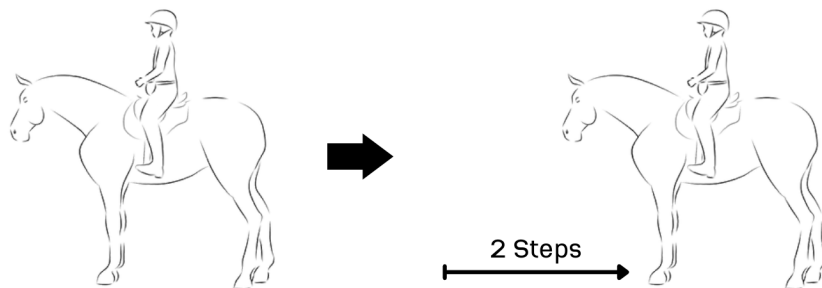
CALM DEFAULT - UNDER SADDLE

While the equine is halted, the handler should remain still and balanced in the saddle. The equine should stand calmly and patiently with their head forward.



REINFORCEMENT - UNDER SADDLE

Remaining balanced in the saddle, the handler delivers reinforcement from either side of the equine. The equine also remains balanced & reaches gently to retrieve reinforcement.



BACK 2 STEPS - UNDER SADDLE

From a balanced and stationary halt, the handler gives a distinct cue and the equine backs two steps, signaling the end of the performance.