

CLASS 432: Jump Obstacles

Level 4: Specialized Riding

Competitor: _____

Division 3: Trail

Objective: To demonstrate effective communication and maneuvering over jump obstacles.

Equine: _____

Regulations: Ridden Performance, Trail Arena

Date Entered: _____

	<i>BEHAVIOR</i>	<i>POINTS</i>	<i>SCORE</i>	<i>REMARKS</i>
1.	Calm Default <i>The equine remains still and calm, with head forward in a calm default position, the competitor provides C&T from each side of the equine.</i>	10		
2.	Jump Over - Approach 1 <i>The equine proceeds over the jump obstacle from one direction.</i>	10		
3.	Jump Over - Approach 2 <i>The equine proceeds over the jump obstacle from the other direction.</i>	10		
4.	Back <i>After pausing in a calm default position, the equine backs two steps.</i>	10		

Further Remarks

Judge Name: _____ Signature: _____ Date: _____

Total Points: _____ / 40

Percent Score: _____

CLASS 432: Jump Obstacles

Objective: To demonstrate effective communication and maneuvering over jump obstacles.

Equipment: Ridden Performance

Arena: Trail Arena


Trail obstacles may be built or designed in a variety of ways. Contact TECS to confirm whether or not an obstacle meets TECS standards/requirements.

- Jumps must be:
 - at least 6" tall at the lowest point
 - at least 12" tall at some point
 - under 18" tall at the highest point
 - at least 2" wide at the narrowest point
 - under 12" wide at the widest point
- Jumps must safely break away if struck by an equine or competitor
- Competitors are permitted to place a blanket over the jump, if desired
- *See Level 3, Division 2 for jumping-specific competition.*

Ridden Classes: Calm Default, Backing


Objective: To demonstrate an effective, solid, and fluid calm default behavior during riding.

Regulations: Ridden Handling



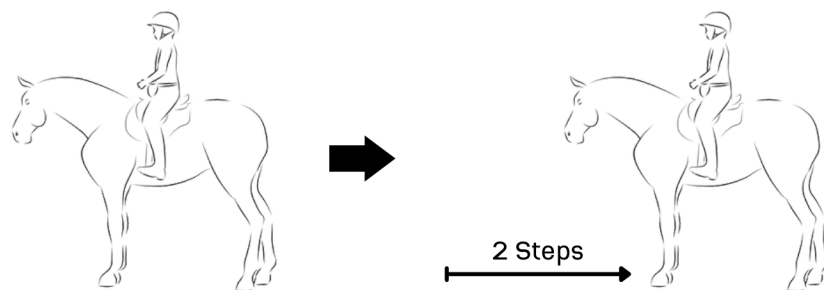
CALM DEFAULT - UNDER SADDLE

While the equine is halted, the handler should remain still and balanced in the saddle. The equine should stand calmly and patiently with their head forward.



REINFORCEMENT - UNDER SADDLE

Remaining balanced in the saddle, the handler delivers reinforcement from either side of the equine. The equine also remains balanced & reaches gently to retrieve reinforcement.



BACK 2 STEPS - UNDER SADDLE

From a balanced and stationary halt, the handler gives a distinct cue and the equine backs two steps, signaling the end of the performance.