

CLASS 444: Precision Barrels

Level 4: Specialized Riding

Competitor: _____

Division 4: Gymkhana

Objective: To demonstrate effective communication & efficient maneuvering on a precision barrel pattern. **Equine:** _____

Regulations: Ridden Performance, Gymkhana Arena **Date Entered:** _____

	BEHAVIOR	POINTS	SCORE	REMARKS
1.	Calm Default <i>The equine remains still and calm, with head forward in a calm default position, the competitor provides C&T from each side of the equine.</i>	10		
2.	Start Around Center Barrel <i>The equine crosses the start line, proceeds to, and turns around the first barrel.</i>	10		
3.	Around First Outer Barrel <i>The equine proceeds to and circles around the second barrel.</i>	10		
4.	Weave Center Barrel <i>The equine proceeds to and weaves around the center barrel.</i>	10		
5.	Around Second Outer Barrel <i>The equine proceeds to and circles around the last barrel.</i>	10		
6.	Around Center Barrel & Finish <i>The equine proceeds to and around the center barrel, then proceeds to and crosses the finish line.</i>	10		
7.	Back <i>After pausing in a calm default position, the equine backs two steps.</i>	10		

Further Remarks

Performed at: Walk Trot Canter

Judge Name: _____ **Signature:** _____ **Date:** _____

Total Points: _____ / 70

Percent Score: _____

CLASS 444: Precision Barrels

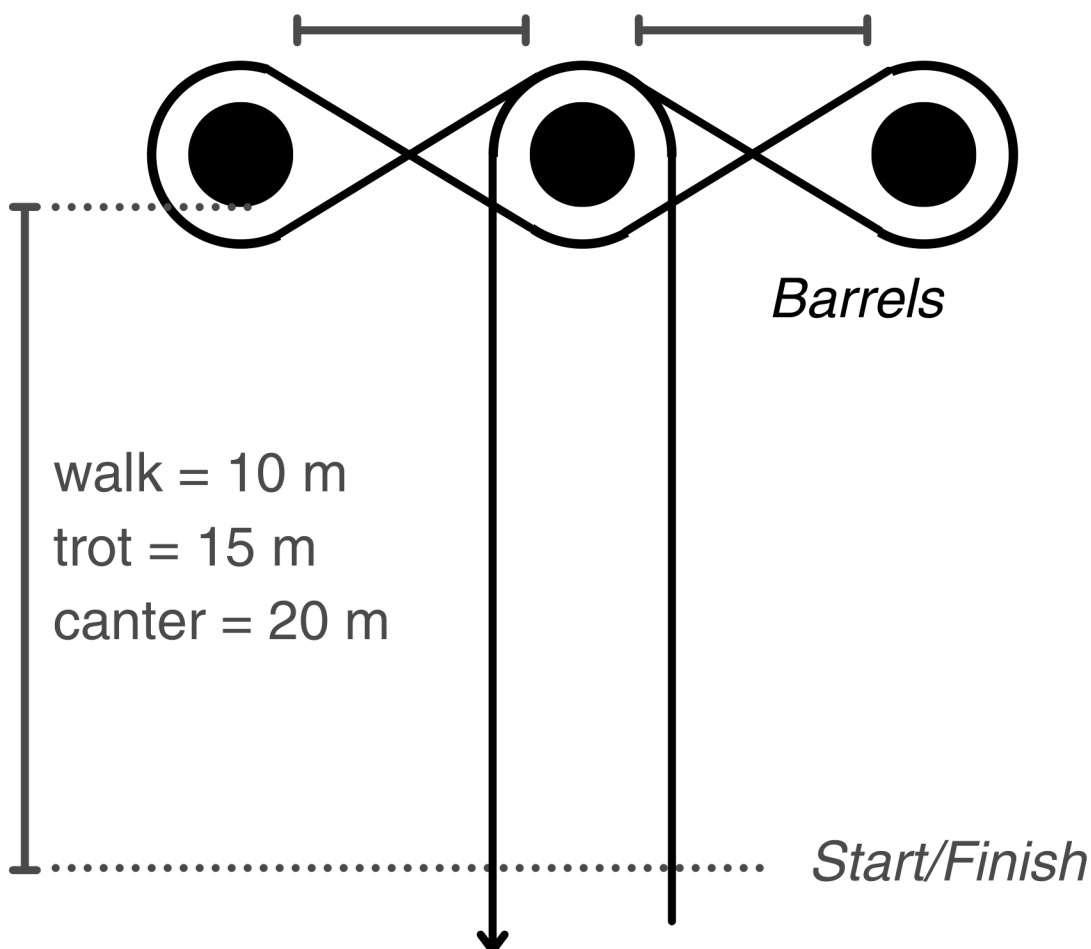
Objective: To demonstrate effective communication and maneuvering around a precision barrel pattern.

Equipment: Ridden Performance

Arena: Gymkhana Arena

All Gymkhana patterns should be performed in flat arenas that are clear of other obstacles, have safe footing, and must be enclosed in a safely fenced area. This pattern includes use of 3 barrels and a clearly marked start/finish line (can be made from sand/powder that contrasts the arena footing, or visual markers on either side). Specific construction is up to the competitor but must be safe and not provide any unfair advantage.


walk = 10 m
trot = 12 m
canter = 15 m



Ridden Classes: Calm Default, Backing


Objective: To demonstrate an effective, solid, and fluid calm default behavior during riding.

Regulations: Ridden Handling



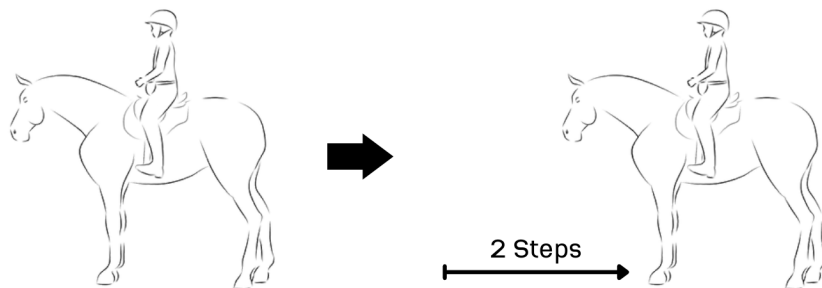
CALM DEFAULT - UNDER SADDLE

While the equine is halted, the handler should remain still and balanced in the saddle. The equine should stand calmly and patiently with their head forward.



REINFORCEMENT - UNDER SADDLE

Remaining balanced in the saddle, the handler delivers reinforcement from either side of the equine. The equine also remains balanced & reaches gently to retrieve reinforcement.



BACK 2 STEPS - UNDER SADDLE

From a balanced and stationary halt, the handler gives a distinct cue and the equine backs two steps, signaling the end of the performance.