

CLASS 413: Shoulder In

Level 4: Specialized Riding

Division 1: Dressage

Objective: To demonstrate effective, fluid, and balanced front-end isolation during movement.

Regulations: Ridden Performance

Competitor: _____

Equine: _____

Date Entered: _____

	BEHAVIOR	POINTS	SCORE	REMARKS
1.	Calm Default <i>The equine remains still and calm, with head forward in a calm default position, the competitor provides C&T from each side of the equine. (Optional: Salute)</i>	10		
2.	Shoulder-In, Left <i>The equine weights the hind and moves forward in a straight line, bending left to bring the shoulder in for 4 full strides.</i>	10		
3.	Shoulder-In, Right <i>The equine weights the hind and moves forward in a straight line, bending right to bring the shoulder in for 4 full strides.</i>	10		
4.	Back <i>The equine backs two steps. (Optional: Salute)</i>	10		

Further Remarks

Performed at: Walk Trot Canter

Judge Name: _____ Signature: _____ Date: _____

Total Points: _____ / 40

Percent Score: _____

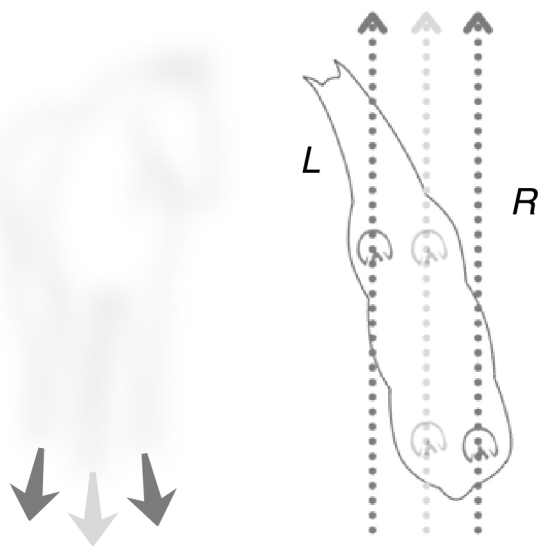
CLASS 413: Shoulder In

Objective: To demonstrate effective, fluid, and balanced front-end isolation during movement.

Regulations: Ridden Performance

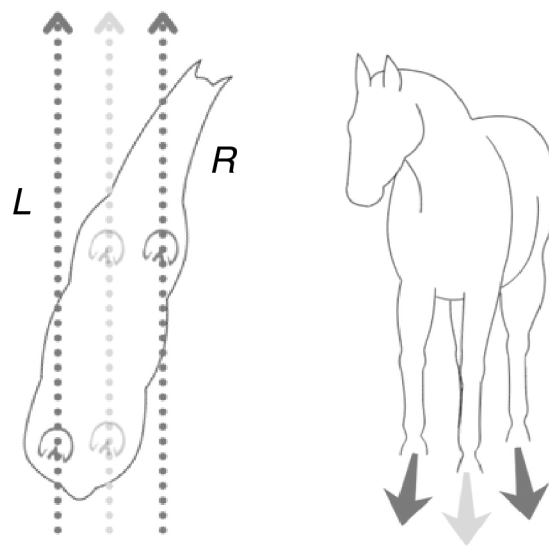
Shoulder-In, Left

- The equine moves forward in a straight line the specified amount, weighting the hind end, bending to bring the shoulder in, and moving along three equally spaced tracks.
- When performing a shoulder-in to the **left**, the equine **bends to the left**, bringing their front end over such that there are three equally spaced tracks: **L front, R front & L hind, R hind**
- The equine maintains impulsion (all legs cross in front, the equine's muscles are engaged, the equine is ready to move forward at any point before, during, and after this movement).
- This movement may be performed in any gait.



Shoulder-In, Right


- The equine moves forward in a straight line the specified amount, weighting the hind end, bending to bring the shoulder in, and moving along three equally spaced tracks.
- When performing a shoulder-in to the **right**, the equine **bends to the right**, bringing their front end over such that there are three equally spaced tracks: **R front, L front & R hind, L hind**
- The equine maintains impulsion (all legs cross in front, the equine's muscles are engaged, the equine is ready to move forward at any point before, during, and after this movement).
- This movement may be performed in any gait.



Ridden Classes: Calm Default, Backing


Objective: To demonstrate an effective, solid, and fluid calm default behavior during riding.

Regulations: Ridden Handling



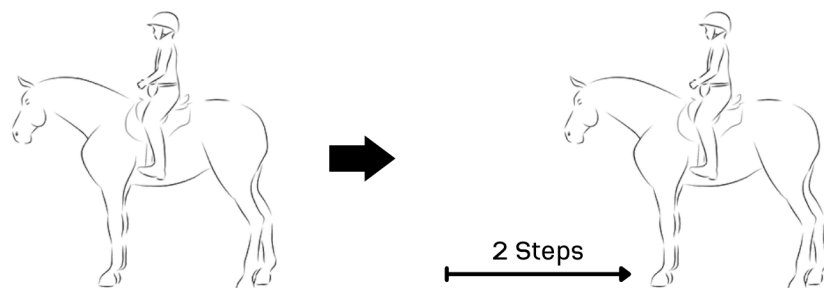
CALM DEFAULT - UNDER SADDLE

While the equine is halted, the handler should remain still and balanced in the saddle. The equine should stand calmly and patiently with their head forward.



REINFORCEMENT - UNDER SADDLE

Remaining balanced in the saddle, the handler delivers reinforcement from either side of the equine. The equine also remains balanced & reaches gently to retrieve reinforcement.



BACK 2 STEPS - UNDER SADDLE

From a balanced and stationary halt, the handler gives a distinct cue and the equine backs two steps, signaling the end of the performance.