

CLASS 423: Jumper Course

Level 4: Specialized Riding

Division 2: Jumping

Objective: To demonstrate forward, balanced movement over a technical course pattern.

Regulations: Ridden Performance, Jump Arena

Performed at: Walk Trot Canter

Competitor: _____

Equine: _____

Date Entered: _____

Jump Height: ___ ft ___ in / _____ cm

	BEHAVIOR	POINTS	SCORE	REMARKS
1.	Calm Default <i>The equine remains still and calm, with head forward in a calm default position, the competitor provides C&T from each side of the equine.</i>	10		
2.	Short Edge <i>The equine is focused, forward, & rhythmic, traveling in a straight line with balanced bend in the corners.</i>	10		
3.	Three Jump Bounce <i>The equine is focused, forward, & rhythmic, traveling in a straight line. The jumps are spaced for a single stride each (no full stride between)</i>	10		
4.	Wide Rollback <i>The equine is focused, forward, & utilizes the hind end during a balanced arc. The rollback should be 240-280°</i>	10		
5.	Wall Line <i>The equine is focused, forward, & rhythmic, traveling in a straight line. The line should be 3-6 strides.</i>	10		
6.	U-Turn <i>The equine is focused, forward, & utilizes their hind end during the turn, which will be 180°</i>	10		
7.	Bending Line <i>The equine maintains impulsion through the bend and straightness on approach and landing. The line should be 3-6 strides.</i>	10		
8.	Narrow Rollback <i>The equine is focused, forward, & utilizes the hind end during a balanced arc. The rollback should be 440-480°</i>	10		
9.	Single Jump <i>The equine is focused, forward, & rhythmic, traveling in a straight line on both sides of the jump.</i>	10		
10.	Halt, Back <i>After pausing in a calm default position, the equine backs two steps.</i>	10		

Further Remarks

Judge Name: _____ Signature: _____ Date: _____

Total Points: _____ / 100

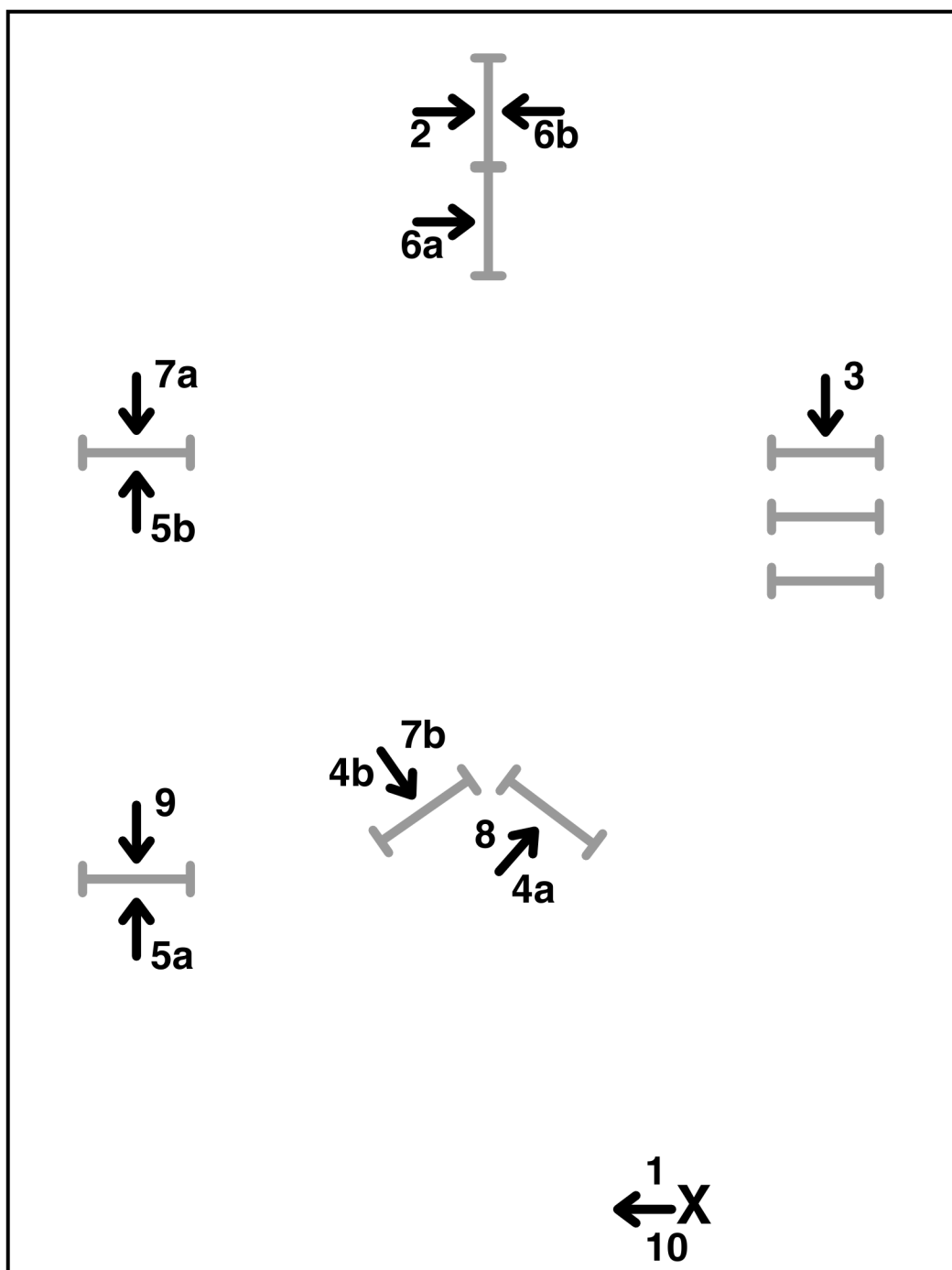
Percent Score: _____

CLASS 423: Jumper Course

Objective: To demonstrate forward, balanced movement over a simple course. **Arena:** Jumping Arena

Equipment: Ridden Handling

Full Numbered Course

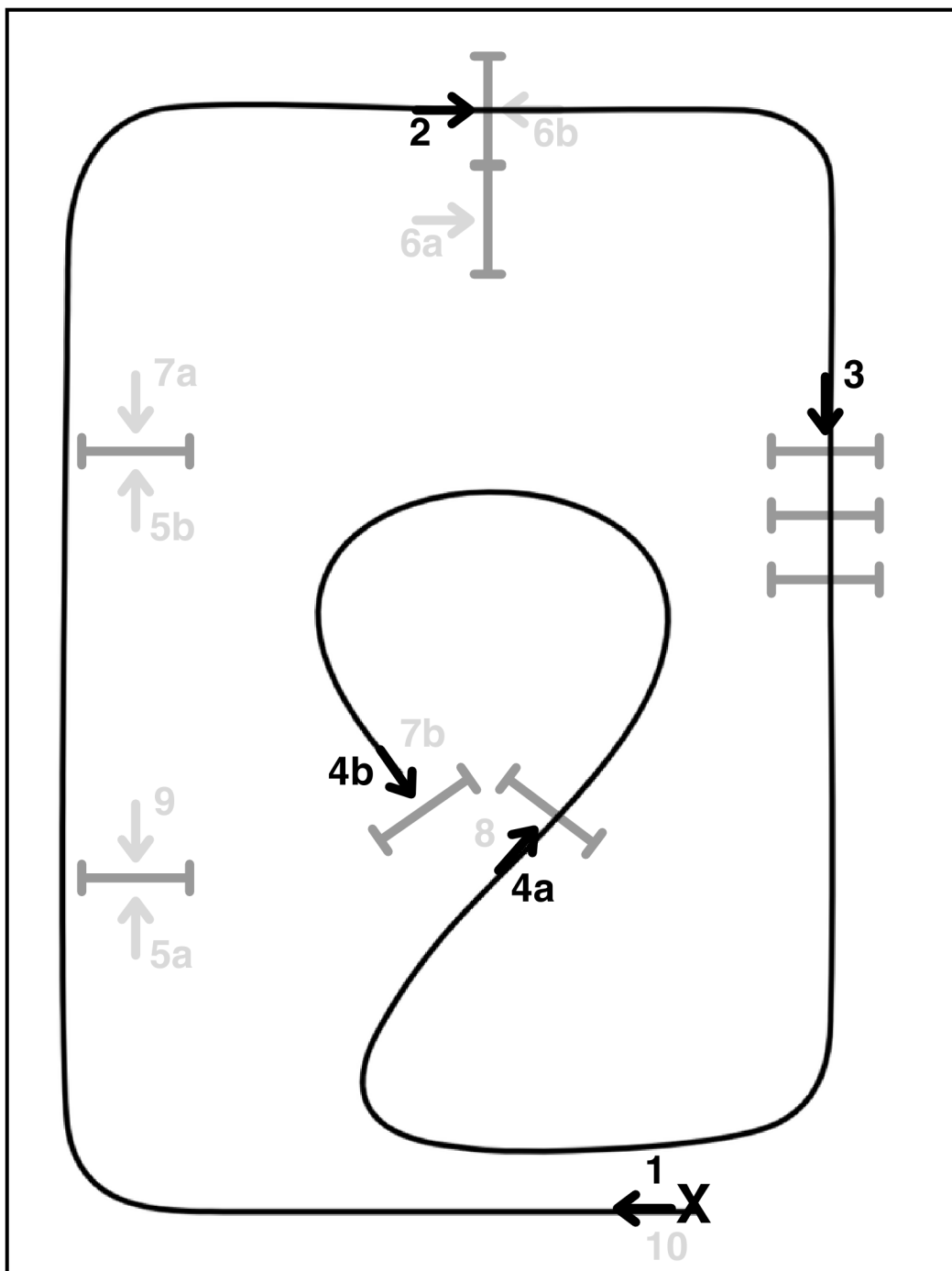


CLASS 423: Jumper Course

Objective: To demonstrate forward, balanced movement over a simple course. **Arena:** Jumping Arena

Equipment: Ridden Handling

Detailed Course Directions



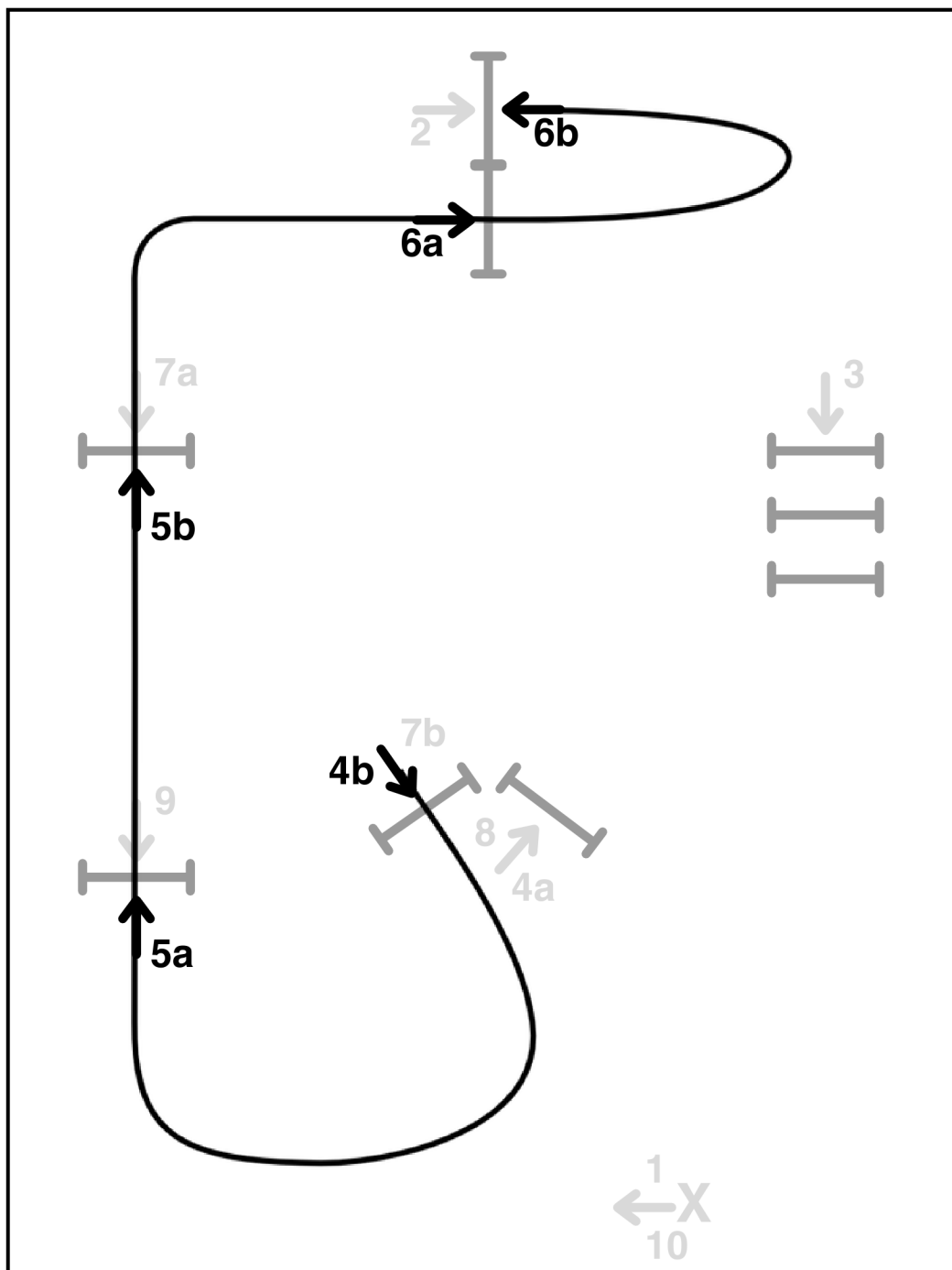
Continued (1/3) →

CLASS 423: Jumper Course

Objective: To demonstrate forward, balanced movement over a simple course. **Arena:** Jumping Arena

Equipment: Ridden Handling

Detailed Course Directions



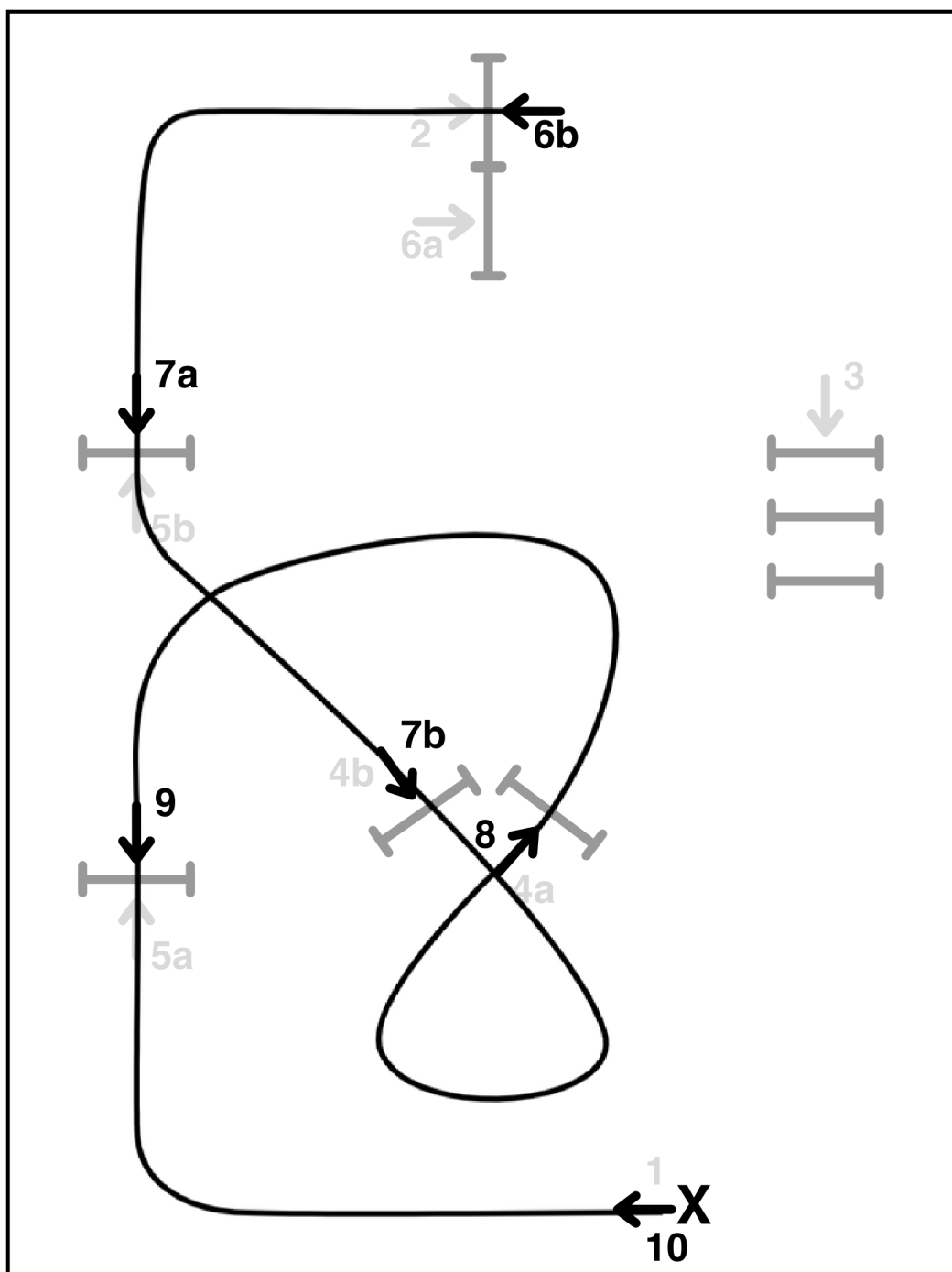
← Continued from Previous (2/3) →

CLASS 423: Jumper Course

Objective: To demonstrate forward, balanced movement over a simple course. **Arena:** Jumping Arena

Equipment: Ridden Handling

Detailed Course Directions




← Continued from Previous (3/3)

Ridden Classes: Calm Default, Backing


Objective: To demonstrate an effective, solid, and fluid calm default behavior during riding.

Regulations: Ridden Handling



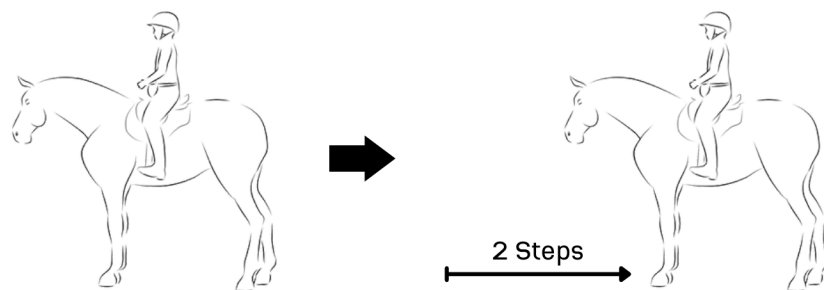
CALM DEFAULT - UNDER SADDLE

While the equine is halted, the handler should remain still and balanced in the saddle. The equine should stand calmly and patiently with their head forward.



REINFORCEMENT - UNDER SADDLE

Remaining balanced in the saddle, the handler delivers reinforcement from either side of the equine. The equine also remains balanced & reaches gently to retrieve reinforcement.



BACK 2 STEPS - UNDER SADDLE

From a balanced and stationary halt, the handler gives a distinct cue and the equine backs two steps, signaling the end of the performance.

JUMP HEIGHT INFORMATION

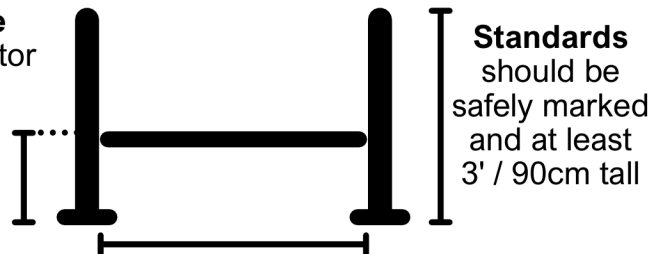
Height restrictions are put in place at slower paces for both safety and equine comfort.

Jump Height			Gaits Allowed
Inches	Feet	Centimeters	
4"	(ground poles)	10 cm	All Gaits (Walk, Trot, and Canter) Permitted
6"	(raised poles)	15 cm	All Gaits (Walk, Trot, and Canter) Permitted
9"	(cavaletti)	23 cm	All Gaits (Walk, Trot, and Canter) Permitted
12"	1'	30 cm	Only Trot and Canter Permitted
15"	1'3"	38 cm	Only Trot and Canter Permitted
18"	1'6"	45 cm	Only Trot and Canter Permitted
21"	1'9"	53 cm	Only Trot and Canter Permitted
24"	2'	60 cm	Only Trot and Canter Permitted
27"	2'3"	68 cm	Only Canter Permitted
30"	2'6"	75 cm	Only Canter Permitted
33"	2'9"	83 cm	Only Canter Permitted
36"	3'	90 cm	Only Canter Permitted

JUMP CONSTRUCTION & MEASURING HEIGHT

Jumps should fall when struck by the equine and not pose a danger to the equine nor competitor

Vertical Height should be measured from the ground to the top of the jump pole




If over 50% of the jumps performed are cross-rails ("X" jumps), then the entry should be in one division lower than the vertical height.

For example, a course made of these jumps would be entered into the 24" / 2' / 60cm height division



Width Between Standards should be sufficient to allow equine AND competitor to clear between the standards (unless the equine is jumping solo)



Examples showing minimum width between standards