

# CLASS 143: Cheek Targeting

**Level 1:** Liberty Foundations

**Competitor:** \_\_\_\_\_

**Division 4:** Face Targeting

**Objective:** To demonstrate an effective and fluid cheek targeting behavior

**Equine:** \_\_\_\_\_

**Regulations:** Liberty Performance

**Date Entered:** \_\_\_\_\_

	BEHAVIOR	POINTS	SCORE	REMARKS
1.	<b>Calm Default</b> <i>The equine remains still and calm, with head forward or turned away from the competitor, as the competitor moves to stand on the left, right, and front, providing a C&amp;T at each position.</i>	10		
2.	<b>Cheek Target, Left</b> <i>The equine targets their left cheek on the competitor's cue.</i>	10		
3.	<b>Cheek Target, Right</b> <i>The equine targets their right cheek on the competitor's cue.</i>	10		
4.	<b>Back</b> <i>The equine backs two steps away from the handler.</i>	10		

**Further Remarks**

Judge Name: \_\_\_\_\_ Signature: \_\_\_\_\_ Date: \_\_\_\_\_

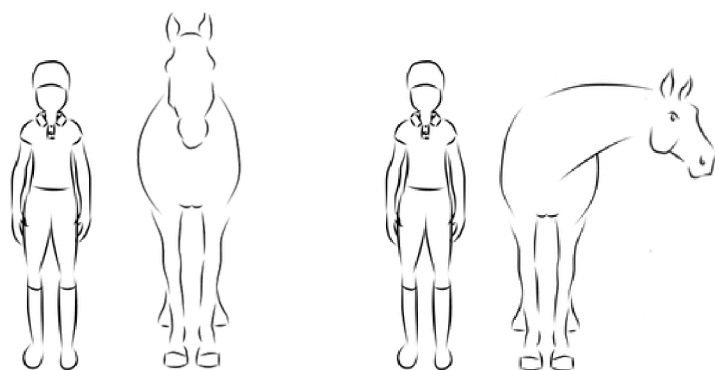
Total Points: \_\_\_\_\_ / 40

Percent Score: \_\_\_\_\_

# Liberty Classes: Calm Default, Backing


**Objective:** To demonstrate an effective, solid, and fluid calm default behavior at liberty.

**Regulations:** Liberty Handling



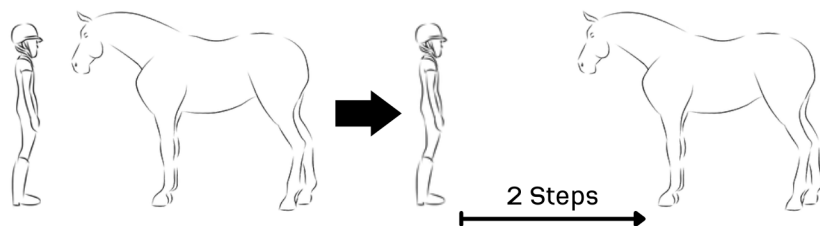
**CALM DEFAULT - SIDE**

From either side of the equine, the handler should stand still (vocal or stationary body language cues permitted). The equine should stand calmly and patiently with their head forward or away from the handler, ideally with a low headset (poll below the wither)



**CALM DEFAULT - FRONT**

From the front of the equine, the handler should stand still (vocal or stationary body language cues permitted). The equine should stand calmly and patiently with their head down or away from the handler, ideally with a low headset (poll below the wither)



**BACK AWAY, 2 STEPS**

From the front of the equine, the handler gives their cue. The equine backs two steps away from the handler, who must remain stationary during backing.