

CLASS 416: Walk Pattern

Level 4: Specialized Riding

Competitor: _____

Division 1: Dressage

Objective: To demonstrate quality, precise movement during leading at the walk.

Equine: _____

Regulations: Ridden Performance, Dressage Arena **Date Entered:** _____

	BEHAVIOR	POINTS	SCORE	REMARKS
1.	Enter/Start at A X Calm Default <i>The equine remains still and calm, with head forward in a calm default position, the competitor provides C&T from each side of the equine. (Optional: Salute)</i>	10		
2.	X Proceed Working Walk Q Circle Right 10 m, Collected Walk <i>The equine maintains appropriate bend and creates a rhythmic, balanced circle.</i>	10		
3.	Q Circle Right 10 m, Collected Walk <i>The equine maintains appropriate bend and creates a rhythmic, balanced circle.</i> Proceed Working Walk	10		
4.	C Track Right <i>The equine proceeds on the rail from C to N, maintaining balance and rhythm through the corner.</i>	10		
5.	NX Stretching Walk <i>The equine engages hindquarters and rounds up through the back, stretching the head and neck forward, down, and out while maintaining balance and rhythm. The track is straight.</i>	10		
6.	X Align to face E, Back <i>The equine aligns at X to face E and backs two steps. (Optional: Salute)</i>	10		

Further Remarks

Judge Name: _____ Signature: _____ Date: _____

Total Points: _____ / 60

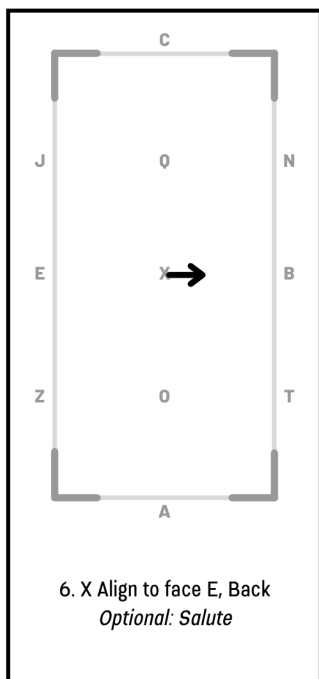
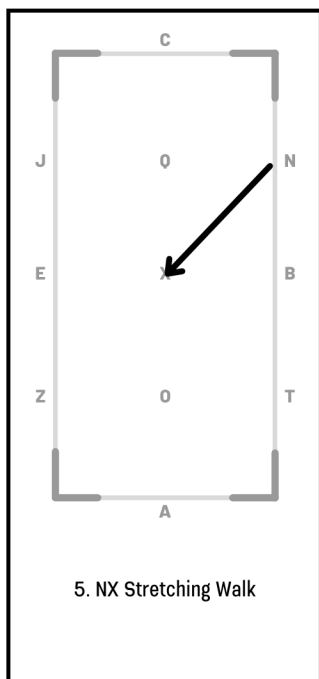
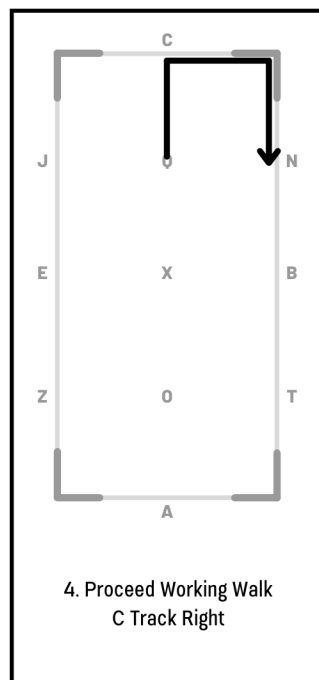
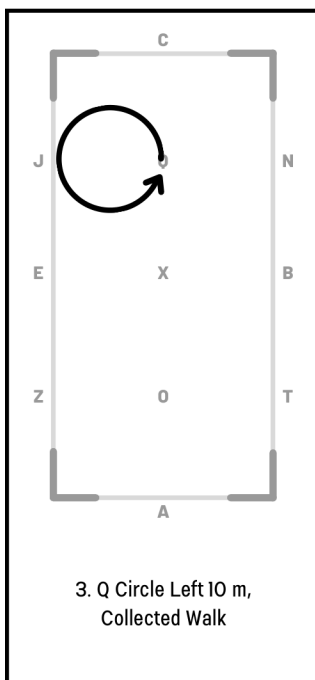
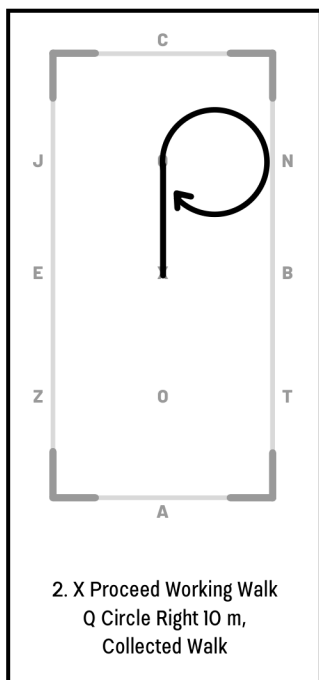
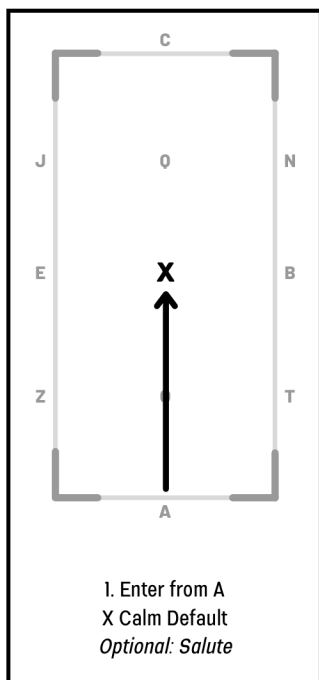
Percent Score: _____

CLASS 416: Walk Pattern

Objective: To demonstrate quality, precise movement during leading in walk.

Arena: Dressage Arena

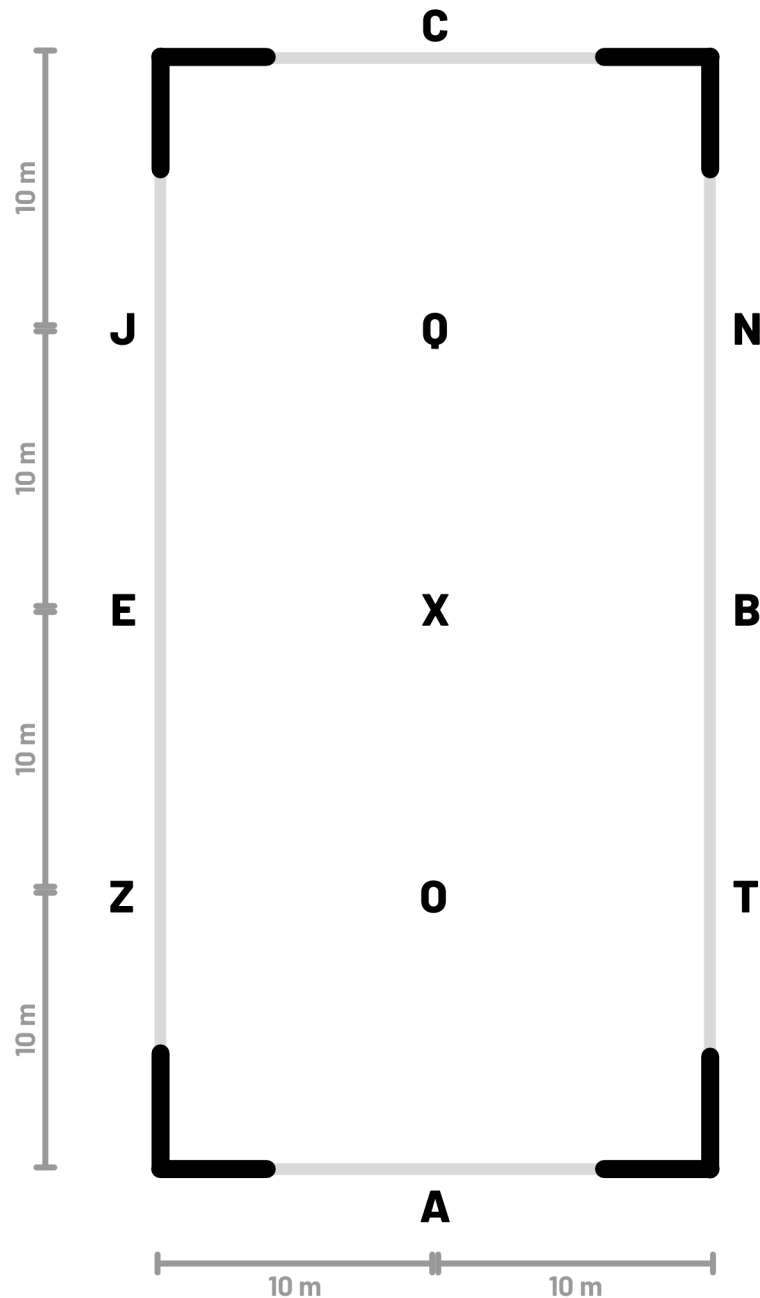
Equipment: Ridden Handling



Note: This pattern was intentionally created to only use half of the Dressage Arena, making it accessible to equestrians in smaller spaces.

DRESSAGE ARENA DIAGRAM

This shows the layout of Dressage arenas intended for TECS competition. Dressage arenas should be flat, clear of other obstacles, and have safe footing. Corners and letters should be clearly marked/labeled. If this arena is marked within a larger area, the larger space must meet all general arena/facility regulations (ie, be enclosed with safe fencing, etc.)




Competitors without access to a space that allows for this arena setup are still encouraged to compete! Several Dressage classes do not require use of the full arena and are completely accessible in smaller arenas. For pattern classes that require the full arena, competitors may submit a Special Needs Request with details about the alternative setup they would like to use.

Ridden Classes: Calm Default, Backing


Objective: To demonstrate an effective, solid, and fluid calm default behavior during riding.

Regulations: Ridden Handling



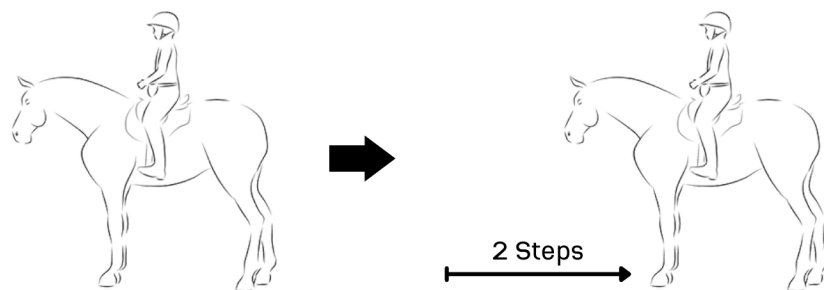
CALM DEFAULT - UNDER SADDLE

While the equine is halted, the handler should remain still and balanced in the saddle. The equine should stand calmly and patiently with their head forward.



REINFORCEMENT - UNDER SADDLE

Remaining balanced in the saddle, the handler delivers reinforcement from either side of the equine. The equine also remains balanced & reaches gently to retrieve reinforcement.



BACK 2 STEPS - UNDER SADDLE

From a balanced and stationary halt, the handler gives a distinct cue and the equine backs two steps, signaling the end of the performance.