

# CLASS 443: Cloverleaf

**Level 4:** Specialized Riding

**Competitor:** \_\_\_\_\_

**Division 4:** Gymkhana

**Objective:** To demonstrate effective communication and efficient maneuvering on a cloverleaf pattern.

**Equine:** \_\_\_\_\_

**Regulations:** Ridden Performance, Gymkhana Arena

**Date Entered:** \_\_\_\_\_

	BEHAVIOR	POINTS	SCORE	REMARKS
1.	<b>Calm Default</b> <i>The equine remains still and calm, with head forward in a calm default position, the competitor provides C&amp;T from each side of the equine.</i>	10		
2.	<b>Start &amp; First Barrel</b> <i>The equine crosses the start line then proceeds to &amp; circles around the first barrel.</i>	10		
3.	<b>Second Barrel</b> <i>The equine proceeds to &amp; circles around the second barrel.</i>	10		
4.	<b>Third Barrel</b> <i>The equine proceeds to &amp; circles around the third barrel then proceeds to &amp; crosses the finish line.</i>	10		
5.	<b>Back</b> <i>After pausing in a calm default position, the equine backs two steps.</i>	10		

Further Remarks

Performed at:  Walk  Trot  Canter

Judge Name: \_\_\_\_\_ Signature: \_\_\_\_\_ Date: \_\_\_\_\_

Total Points: \_\_\_\_\_ / 50

Percent Score: \_\_\_\_\_

# CLASS 443: Cloverleaf

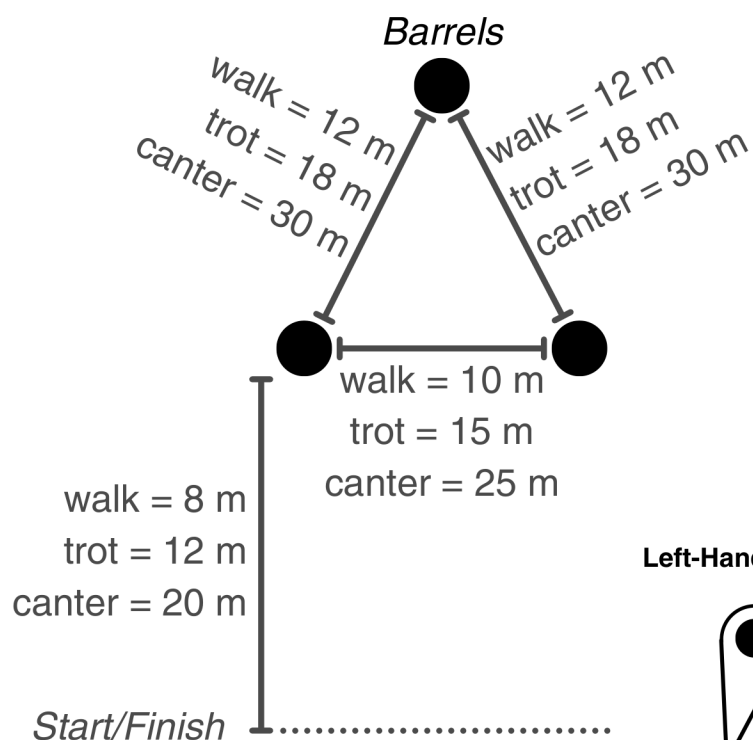
**Objective:** To demonstrate effective communication and maneuvering on a cloverleaf pattern.

**Equipment:** Ridden Performance

**Arena:** Gymkhana Arena

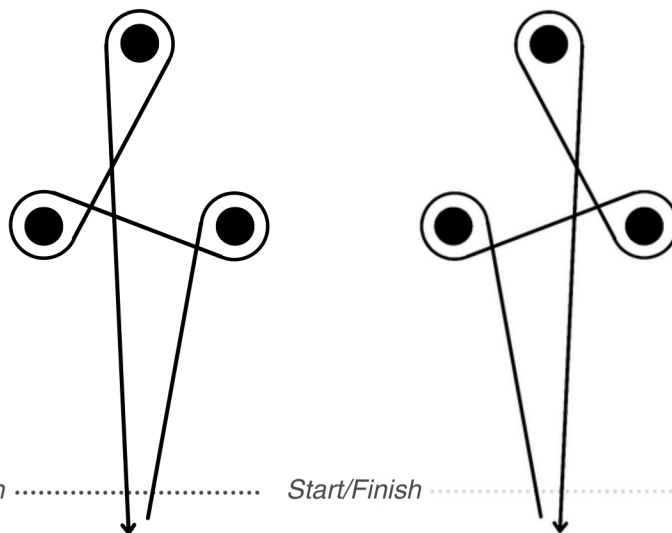
All Gymkhana patterns should be performed in flat arenas that are clear of other obstacles, have safe footing, and must be enclosed in a safely fenced area. This pattern includes use of 3 barrels and a clearly marked start/finish line (can be made from sand/powder that contrasts the arena footing, or visual markers on either side). Specific construction is up to the competitor but must be safe and not provide any unfair advantage.

## Setup/Distances



Left-Hand Pattern


Right-Hand Pattern



# Ridden Classes: Calm Default, Backing


**Objective:** To demonstrate an effective, solid, and fluid calm default behavior during riding.

**Regulations:** Ridden Handling



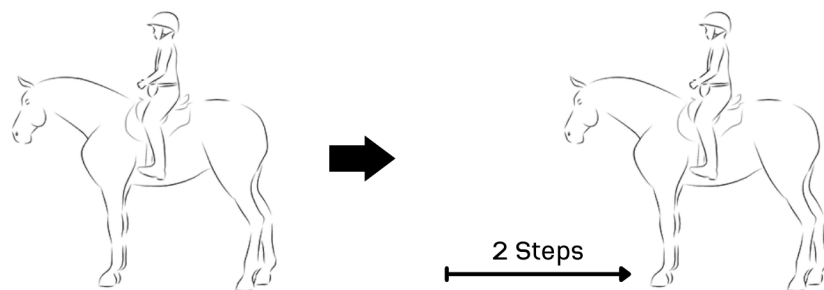
**CALM DEFAULT - UNDER SADDLE**

While the equine is halted, the handler should remain still and balanced in the saddle. The equine should stand calmly and patiently with their head forward.



**REINFORCEMENT - UNDER SADDLE**

Remaining balanced in the saddle, the handler delivers reinforcement from either side of the equine. The equine also remains balanced & reaches gently to retrieve reinforcement.



**BACK 2 STEPS - UNDER SADDLE**

From a balanced and stationary halt, the handler gives a distinct cue and the equine backs two steps, signaling the end of the performance.