

# CLASS 133: All Hoof Targeting

**Level 1:** Liberty Foundations

**Competitor:** \_\_\_\_\_

**Division 3:** Hoof Targeting

**Objective:** To demonstrate effective and fluid all-four hoof targeting behavior.

**Equine:** \_\_\_\_\_

**Regulations:** Liberty Performance

**Date Entered:** \_\_\_\_\_

	BEHAVIOR	POINTS	SCORE	REMARKS
1.	<b>Calm Default</b> <i>The equine remains still and calm, with head forward or turned away from the competitor, as the competitor moves to stand on the left, right, and front, providing a C&amp;T at each position.</i>	10		
2.	<b>Target Forward</b> <i>Equine places all four hooves on the mat target, in front of them.</i>	10		
3.	<b>Target Right</b> <i>Equine places all four hooves on the mat target, to the right.</i>	10		
4.	<b>Target Left</b> <i>Equine places all four hooves on the mat target, to the left.</i>	10		
5.	<b>Target Backing</b> <i>Equine places all four hooves on the mat target, behind them.</i>	10		
6.	<b>Back</b> <i>The equine backs two steps away from the handler.</i>	10		

Further Remarks

Judge Name: \_\_\_\_\_ Signature: \_\_\_\_\_ Date: \_\_\_\_\_

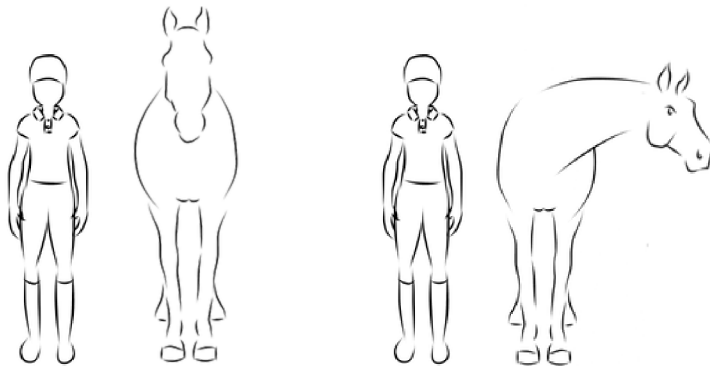
Total Points: \_\_\_\_\_ / 60

Percent Score: \_\_\_\_\_

# Liberty Classes: Calm Default, Backing


**Objective:** To demonstrate an effective, solid, and fluid calm default behavior at liberty.

**Regulations:** Liberty Handling



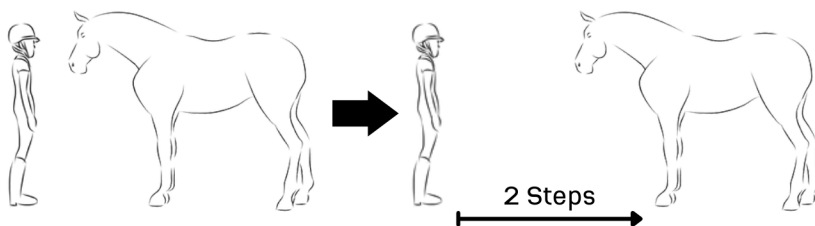
**CALM DEFAULT - SIDE**

From either side of the equine, the handler should stand still (vocal or stationary body language cues permitted). The equine should stand calmly and patiently with their head forward or away from the handler, ideally with a low headset (poll below the wither)



**CALM DEFAULT - FRONT**

From the front of the equine, the handler should stand still (vocal or stationary body language cues permitted). The equine should stand calmly and patiently with their head down or away from the handler, ideally with a low headset (poll below the wither)



**BACK AWAY, 2 STEPS**

From the front of the equine, the handler gives their cue. The equine backs two steps away from the handler, who must remain stationary during backing.

# CLASS 133: All Hoof Targeting

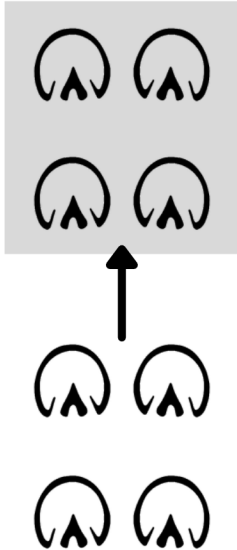
**Objective:** To demonstrate effective and fluid all four hoof targeting behavior.

**Arena:** Any that allows the full pattern

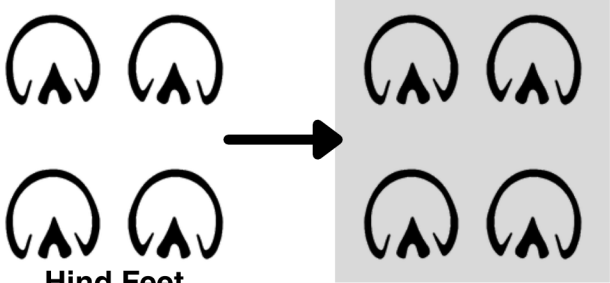
**Equipment:** Liberty Handling

**Contact:** Protected or Full

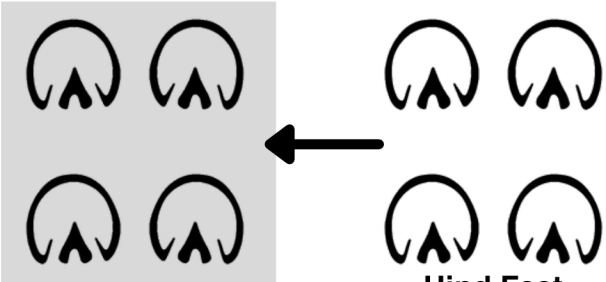
Mat Target



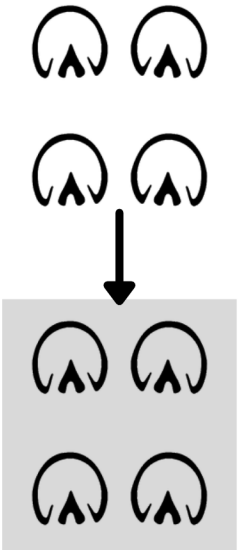
**2. Target Forward**  
- Equine places both front feet on the mat target, placed in front of them.



**3. Target to the Right** - Equine places both front feet on the mat target, placed to their right.



**4. Target to the Left** - Equine places both front feet on the mat target, placed to their left.



**5. Target Backing**  
- Equine places both front feet on the mat target, placed behind them.