

# CLASS 441: Single Barrel

**Level 4:** Specialized Riding

**Competitor:** \_\_\_\_\_

**Division 4:** Gymkhana

**Objective:** To demonstrate effective communication and efficient maneuvering around a barrel.

**Equine:** \_\_\_\_\_

**Regulations:** Ridden Performance, Gymkhana Arena **Date Entered:** \_\_\_\_\_

|    | BEHAVIOR   | POINTS | SCORE | REMARKS |
|----|--|--------|-------|---------|
| 1. | <b>Calm Default</b><br><i>The equine remains still and calm, with head forward in a calm default position, the competitor provides C&amp;T from each side of the equine.</i> | 10     |       |         |
| 2. | <b>Right Turn</b><br><i>The equine begins behind start/finish, proceeds to the barrel, turns around it to the right, then returns across start/finish.</i>                   | 10     |       |         |
| 3. | <b>Left Turn</b><br><i>The equine begins behind start/finish, proceeds to the barrel, turns around it to the left, then returns across start/finish.</i>                     | 10     |       |         |
| 4. | <b>Back</b><br><i>After pausing in a calm default position, the equine backs two steps.</i>  | 10     |       |         |

**Further Remarks**

**Performed at:**  Walk  Trot  Canter

**Judge Name:** \_\_\_\_\_ **Signature:** \_\_\_\_\_ **Date:** \_\_\_\_\_

**Total Points:** \_\_\_\_\_ / 40

**Percent Score:** \_\_\_\_\_

# CLASS 441: Single Barrel

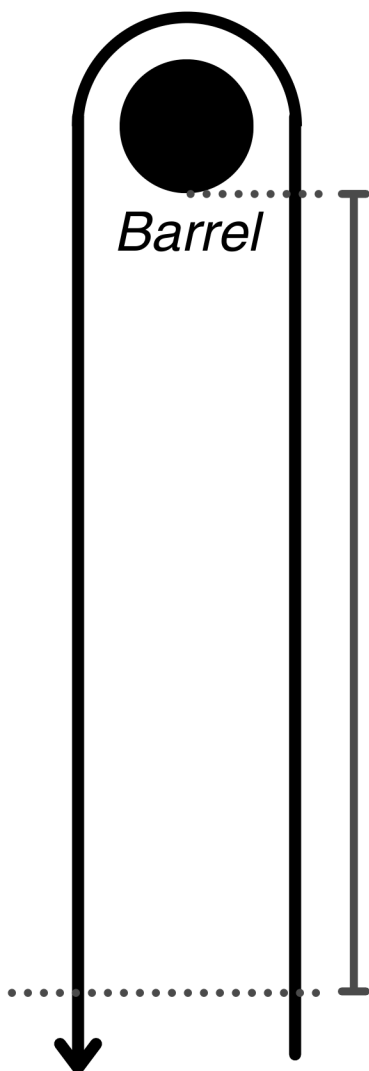
**Objective:** To demonstrate effective communication and maneuvering around a barrel.

**Equipment:** Ridden Performance


**Arena:** Gymkhana Arena

All Gymkhana patterns should be performed in flat arenas that are clear of other obstacles, have safe footing, and must be enclosed in a safely fenced area. This pattern includes use of 1 or 2 barrels and a clearly marked start/finish line (can be made from sand/powder that contrasts the arena footing, or visual markers on either side). Specific construction is up to the competitor but must be safe and not provide any unfair advantage.

## Left Turn



## Right Turn



**Distance from  
Barrel to  
Start/Finish:**

walk = 10 m

trot = 15 m


canter = 20 m

*Start/Finish*

# Ridden Classes: Calm Default, Backing


**Objective:** To demonstrate an effective, solid, and fluid calm default behavior during riding.

**Regulations:** Ridden Handling



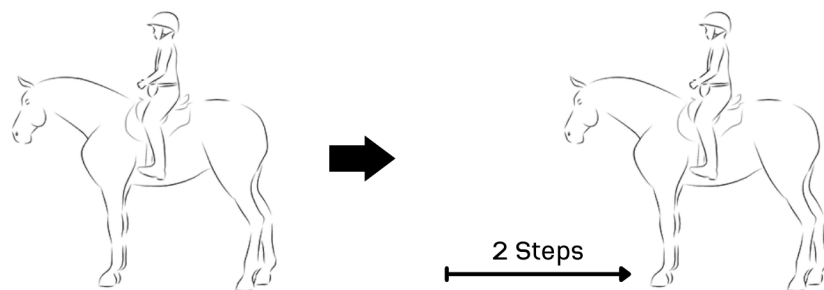
**CALM DEFAULT - UNDER SADDLE**

While the equine is halted, the handler should remain still and balanced in the saddle. The equine should stand calmly and patiently with their head forward.



**REINFORCEMENT - UNDER SADDLE**

Remaining balanced in the saddle, the handler delivers reinforcement from either side of the equine. The equine also remains balanced & reaches gently to retrieve reinforcement.



**BACK 2 STEPS - UNDER SADDLE**

From a balanced and stationary halt, the handler gives a distinct cue and the equine backs two steps, signaling the end of the performance.