

CLASS 417: Walk, Trot Pattern

Level 4: Specialized Riding

Competitor: _____

Division 1: Dressage

Objective: To demonstrate quality, precise movement during leading at the walk and trot.

Equine: _____

Regulations: Ridden Performance, Dressage Arena **Date Entered:** _____

	BEHAVIOR	POINTS	SCORE	REMARKS
1.	Enter/Start at A X Calm Default <i>The equine remains still and calm, with head forward in a calm default position, the competitor provides C&T from each side of the equine. (Optional: Salute)</i>	10		
2.	XB Half Circle Right 10 m, Collected Walk <i>The equine shifts their weight to the hind end and collects their movement while maintaining rhythm & bend.</i>	10		
3.	BT Proceed Working Walk <i>The equine relaxes to more extended movement while maintaining rhythm & balance, staying straight along the rail.</i>	10		
4.	TZ Half Circle Right 20 m, Working Trot <i>The equine trots forward, maintaining appropriate bend and creating a rhythmic, balanced arc.</i>	10		
5.	ZT Half Circle Right 20 m, Collected Trot <i>The equine shifts their weight to the hind end and collects their movement while maintaining rhythm, bend, & arc.</i>	10		
6.	T Proceed Working Walk AX Working Walk <i>The equine walks forward with rhythm and balance, staying straight along the rail and down centerline, and bending in the corners.</i>	10		
7.	X Half Circle Left 10 m, Collected Walk <i>The equine shifts their weight to the hind end and collects their movement while maintaining rhythm & bend.</i>	10		
8.	EZ Proceed Working Walk <i>The equine maintains a rhythmic, balanced walk, staying straight along the rail.</i>	10		
9.	TZ Half Circle Right 20 m, Working Trot <i>The equine trots forward, maintaining appropriate bend and creating a rhythmic, balanced arc.</i>	10		

Continued (1/2) →

CLASS 417: Walk, Trot Pattern

Level 4: Specialized Riding

Competitor: _____

Division 1: Dressage

Objective: To demonstrate quality, precise movement during leading at the walk and trot.

Equine: _____

Regulations: Ridden Performance, Dressage Arena **Date Entered:** _____

	BEHAVIOR	POINTS	SCORE	REMARKS
10.	ZT Half Circle Left 20 m, Collected Trot <i>The equine shifts their weight to the hind end and collects their movement while maintaining rhythm, bend, & arc.</i>	10		
11.	Z Proceed Working Walk <i>The equine walks forward with rhythm and balance, staying straight along the rail and bending in the corners.</i>	10		
12.	TJ Stretching Walk <i>The equine engages hindquarters and rounds up through the back, stretching the head and neck forward, down, and out while maintaining balance and rhythm. The track is straight.</i>	10		
13.	J Proceed Working Walk NQ Working Walk <i>The equine walks forward with rhythm and balance, staying straight along the rail and from N to Q, and bending in the corners.</i>	10		
14.	Q Halt Facing J, Back <i>The equine halts at Q to face J and backs two steps. (Optional: Salute)</i>	10		

Further Remarks

Judge Name: _____ Signature: _____ Date: _____

← Continued from Previous (2/2)

Total Points: _____ / 140

Percent Score: _____

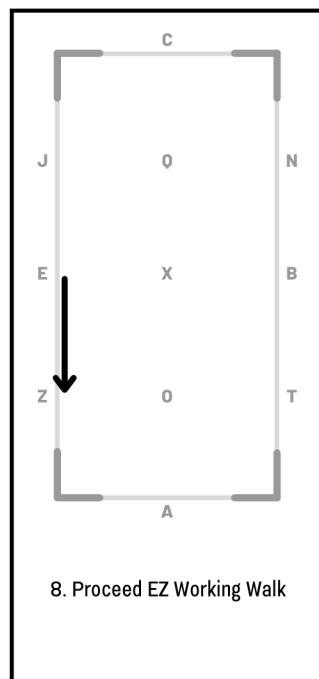
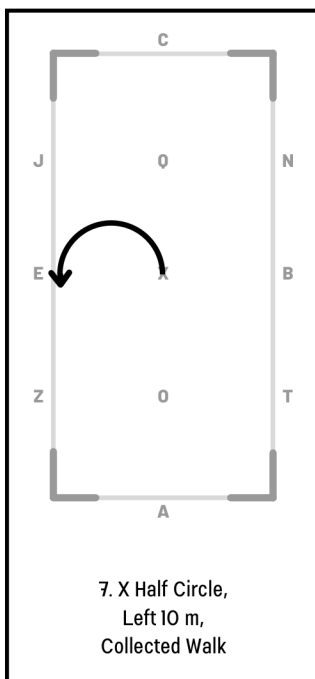
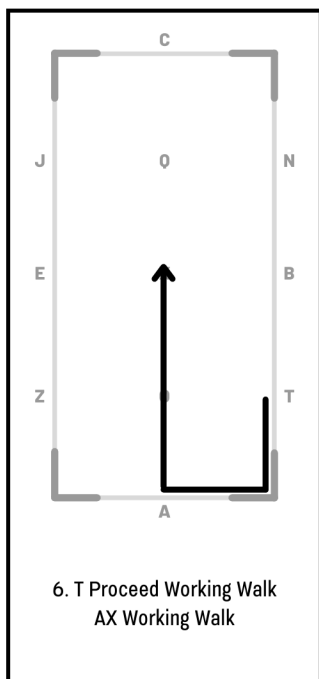
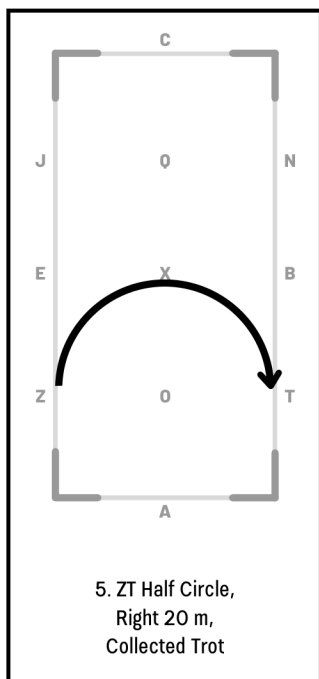
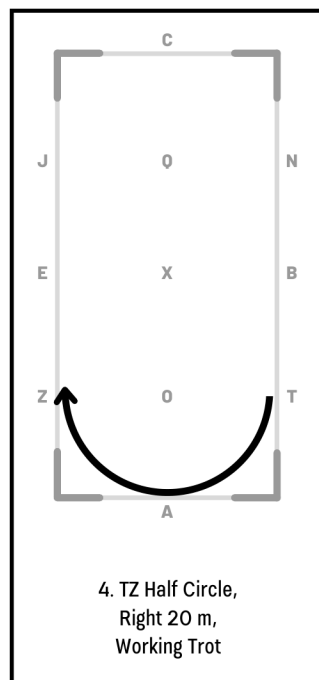
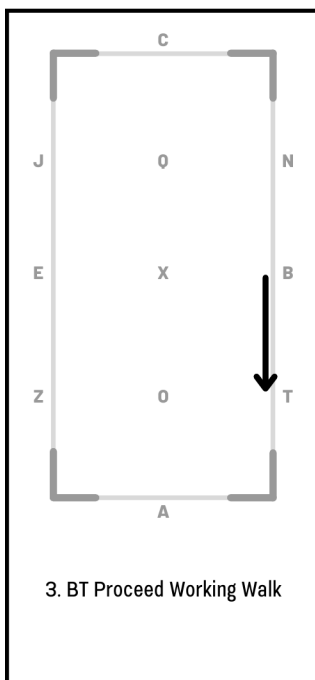
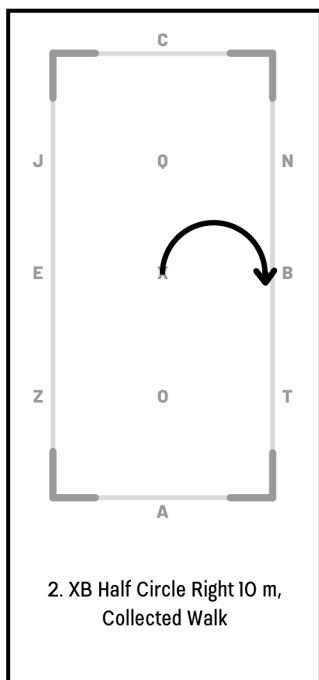
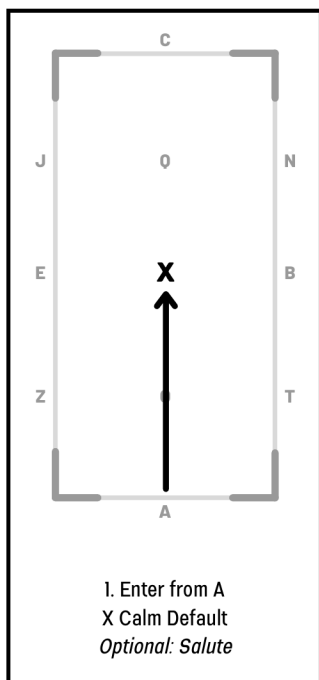


CLASS 417: Walk, Trot Pattern

Objective: To demonstrate quality, precise movement during walk and trot.

Arena: Dressage Arena

Equipment: Ridden Handling



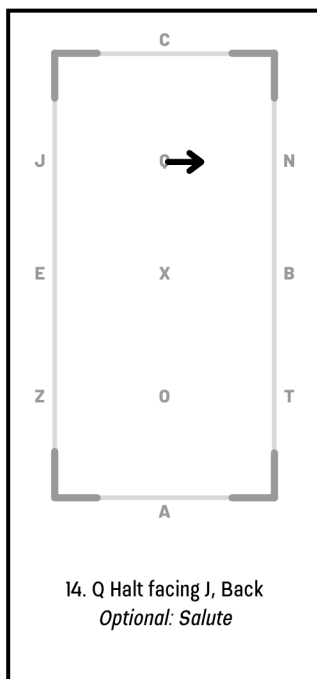
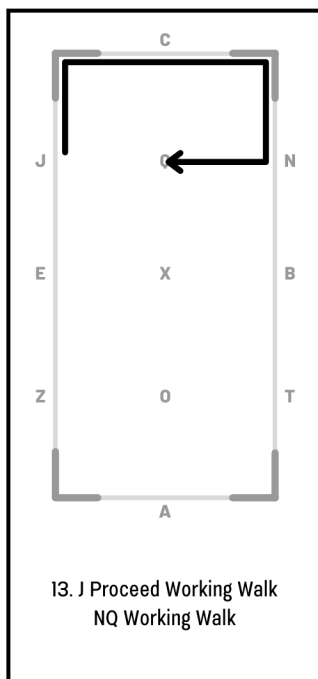
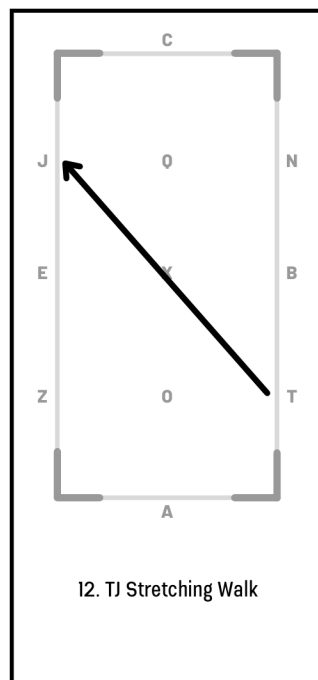
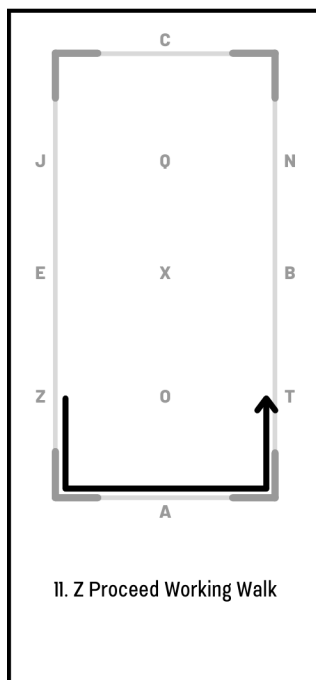
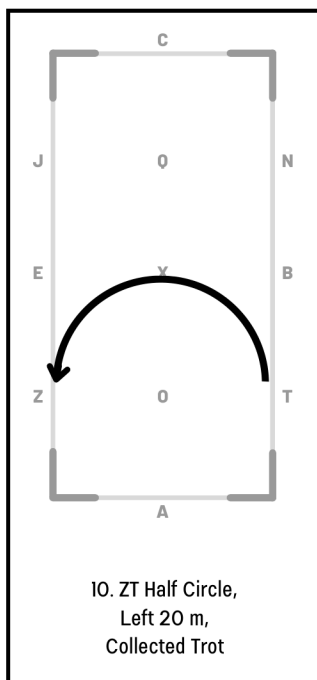
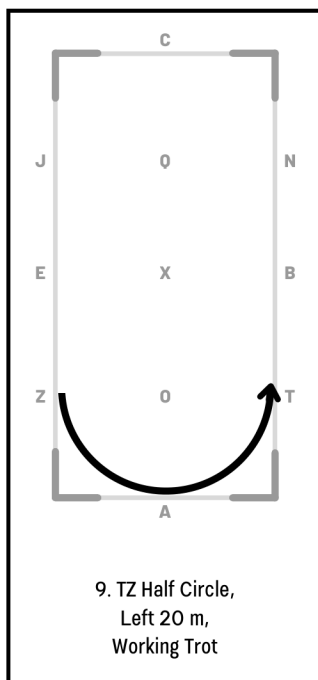
Continued (1/2) →

CLASS 417: Walk, Trot Pattern

Objective: To demonstrate quality, precise movement during walk and trot.

Arena: Dressage Arena

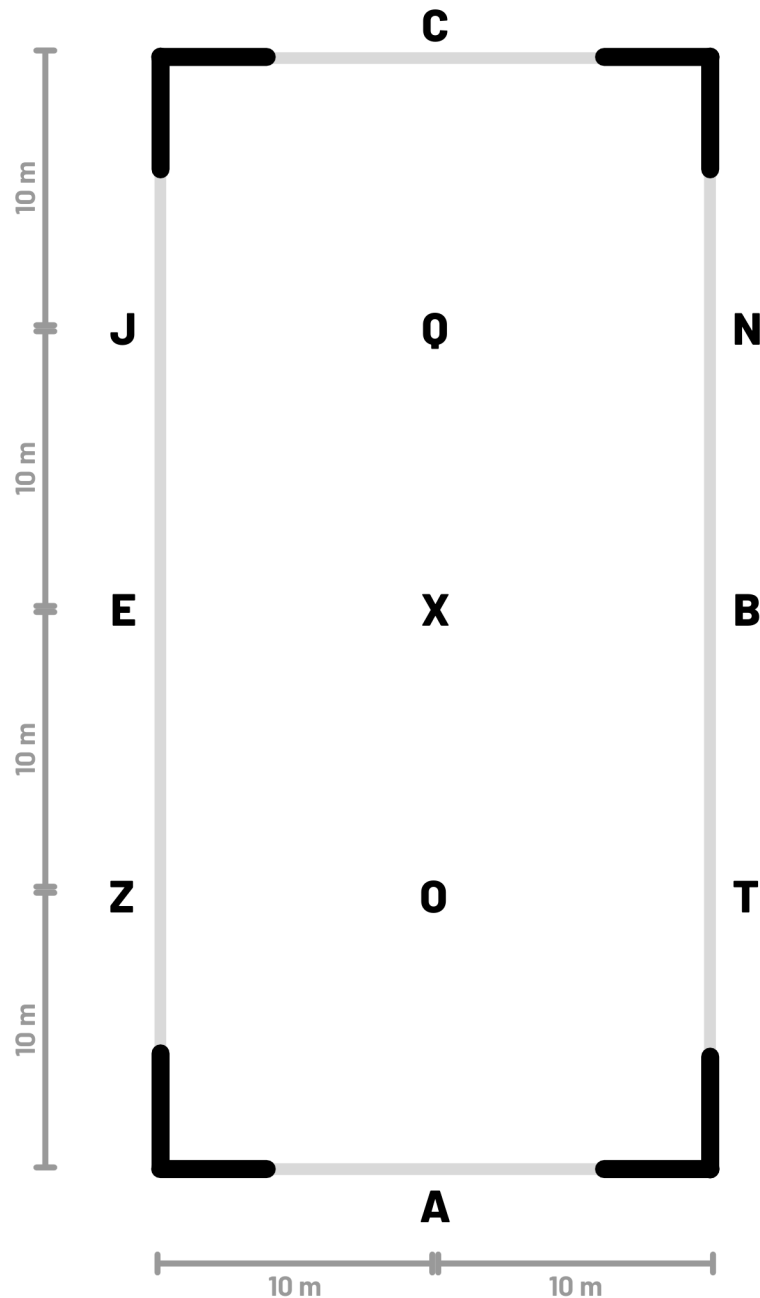
Equipment: Ridden Handling



← Continued from Previous (2/2)

DRESSAGE ARENA DIAGRAM

This shows the layout of Dressage arenas intended for TECS competition. Dressage arenas should be flat, clear of other obstacles, and have safe footing. Corners and letters should be clearly marked/labeled. If this arena is marked within a larger area, the larger space must meet all general arena/facility regulations (ie, be enclosed with safe fencing, etc.)




Competitors without access to a space that allows for this arena setup are still encouraged to compete! Several Dressage classes do not require use of the full arena and are completely accessible in smaller arenas. For pattern classes that require the full arena, competitors may submit a Special Needs Request with details about the alternative setup they would like to use.

Ridden Classes: Calm Default, Backing


Objective: To demonstrate an effective, solid, and fluid calm default behavior during riding.

Regulations: Ridden Handling



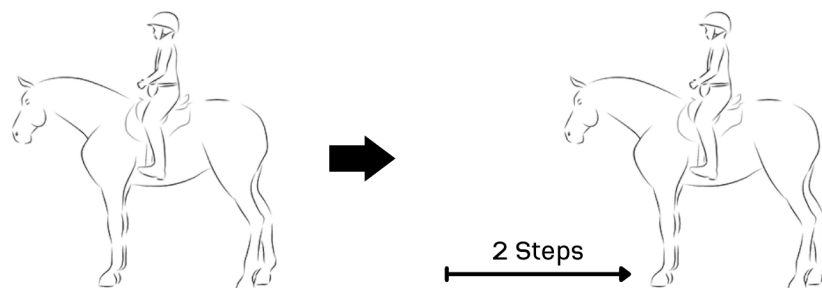
CALM DEFAULT - UNDER SADDLE

While the equine is halted, the handler should remain still and balanced in the saddle. The equine should stand calmly and patiently with their head forward.



REINFORCEMENT - UNDER SADDLE

Remaining balanced in the saddle, the handler delivers reinforcement from either side of the equine. The equine also remains balanced & reaches gently to retrieve reinforcement.



BACK 2 STEPS - UNDER SADDLE

From a balanced and stationary halt, the handler gives a distinct cue and the equine backs two steps, signaling the end of the performance.