

CLASS 418: Walk, Trot, Canter Pattern

Level 4: Specialized Riding

Competitor: _____

Division 1: Dressage

Objective: To demonstrate quality, precise movement during leading at walk, trot, and canter.

Equine: _____

Regulations: Ridden Performance, Dressage Arena **Date Entered:** _____

	BEHAVIOR	POINTS	SCORE	REMARKS
1.	Enter/Start at A X Calm Default <i>The equine remains still and calm, with head forward in a calm default position, the competitor provides C&T from each side of the equine. (Optional: Salute)</i>	10		
2.	X Proceed Working Walk QN Half Circle Right 10 m, Working Trot <i>The equine walks forward and straight down centerline, transitioning to a balanced, rhythmic trot and proceeding forward.</i>	10		
3.	NZ Stretching Trot <i>The equine engages hindquarters and rounds up through the back, stretching the head and neck forward, down, and out while maintaining balance and rhythm. The track is straight.</i>	10		
4.	Z Track Left, Working Trot <i>The equine trots forward with rhythm and balance, staying straight along the rail and bending in the corners.</i>	10		
5.	TZ Half Circle Left 20 m, Collected Trot <i>The equine shifts their weight to the hind end and collects their movement while maintaining rhythm, bend, & arc.</i>	10		
6.	ZT Half Circle Left 20 m, Working Trot <i>The equine trots forward, maintaining appropriate bend and creating a rhythmic, balanced arc.</i>	10		
7.	TZ Half Circle Left 20 m, Working Canter <i>The equine canters forward, maintaining appropriate bend and creating a rhythmic, balanced arc.</i>	10		
8.	ZT Half Circle Left 20 m, Collected Canter <i>The equine shifts their weight to the hind end and collects their movement while maintaining rhythm, bend, & arc.</i>	10		
9.	TB Transition to Walk <i>The equine maintains impulsion through the downward transition into a forward, balanced, and rhythmic walk (the equine may transition through the trot, if desired).</i>	10		

Continued (1/3) →

CLASS 318: Walk, Trot, Canter Pattern

Level 3: Specialized Liberty

Competitor: _____

Division 1: Dressage

Objective: To demonstrate quality, precise movement during leading at walk, trot, and canter.

Equine: _____

Regulations: Liberty Performance, Dressage Arena

Date Entered: _____

	BEHAVIOR	POINTS	SCORE	REMARKS
10.	B Proceed Working Walk <i>The equine walks forward with rhythm and balance, staying straight along the rail and bending in the corners.</i>	10		
11.	C Proceed Working Trot <i>The equine trots forward with rhythm and balance, staying straight along the rail and bending in the corners.</i>	10		
12.	JT Stretching Trot <i>The equine engages hindquarters and rounds up through the back, stretching the head and neck forward, down, and out while maintaining balance and rhythm. The track is straight.</i>	10		
13.	T Track Left, Working Trot <i>The equine trots forward with rhythm and balance, staying straight along the rail and bending in the corners.</i>	10		
14.	ZT Half Circle Right 20 m, Collected Trot <i>The equine shifts their weight to the hind end and collects their movement while maintaining rhythm, bend, & arc.</i>	10		
15.	TZ Half Circle Right 20 m, Working Trot <i>The equine trots forward, maintaining appropriate bend and creating a rhythmic, balanced arc.</i>	10		
16.	ZT Half Circle Right 20 m, Working Canter <i>The equine canters forward, maintaining appropriate bend and creating a rhythmic, balanced arc.</i>	10		
17.	TZ Half Circle Right 20 m, Collected Canter <i>The equine shifts their weight to the hind end and collects their movement while maintaining rhythm, bend, & arc.</i>	10		
18.	ZE Transition to Walk <i>The equine maintains impulsion through the downward transition into a forward, balanced, and rhythmic walk (the equine may transition through the trot, if desired).</i>	10		

← Continued from Previous (2/3) →

CLASS 318: Walk, Trot, Canter Pattern

Level 3: Specialized Liberty

Competitor: _____

Division 1: Dressage

Objective: To demonstrate quality, precise movement during leading at walk, trot, and canter.

Equine: _____

Regulations: Liberty Performance, Dressage Arena **Date Entered:** _____

	BEHAVIOR	POINTS	SCORE	REMARKS
19.	EN Stretching Walk <i>The equine engages hindquarters and rounds up through the back, stretching the head and neck forward, down, and out while maintaining balance and rhythm. The track is straight.</i>	10		
20.	N Proceed Working Walk <i>The equine walks forward with rhythm and balance, staying straight along the rail and bending in the corners.</i>	10		
21.	JB Stretching Walk <i>The equine engages hindquarters and rounds up through the back, stretching the head and neck forward, down, and out while maintaining balance and rhythm. The track is straight.</i>	10		
22.	BX Half Circle Right 10 m, Working Walk <i>The equine maintains rhythm and balance on the half circle.</i>	10		
23.	X Align to Face E, Back <i>The equine aligns at X to face E and backs two steps. (Optional: Salute)</i>	10		

Further Remarks

Judge Name: _____ **Signature:** _____ **Date:** _____

← Continued from Previous (3/3)

Total Points: _____ / 230

Percent Score: _____

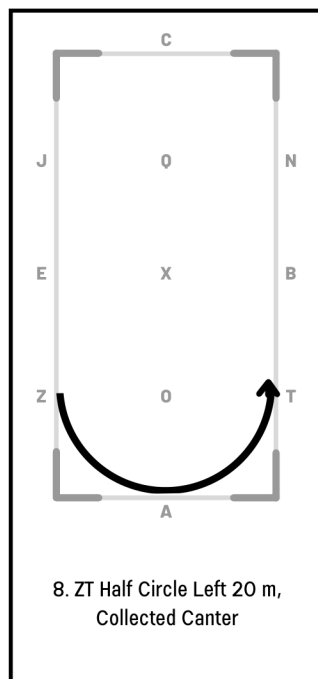
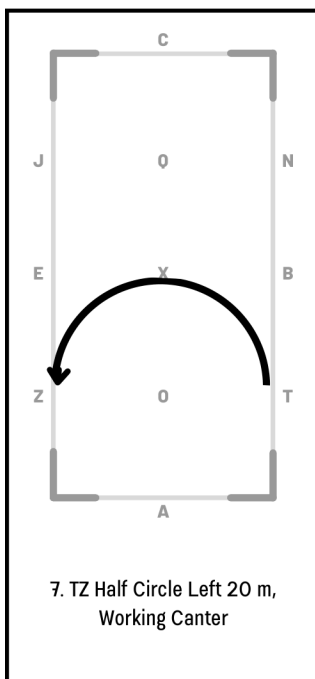
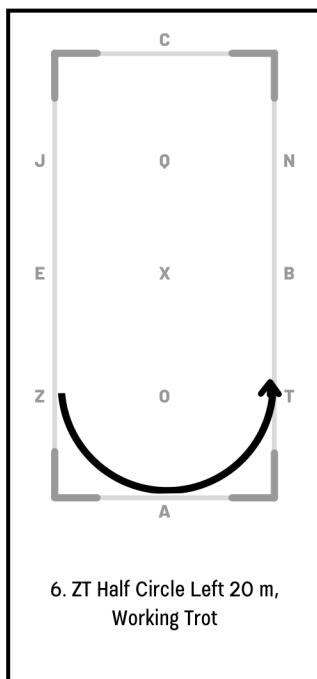
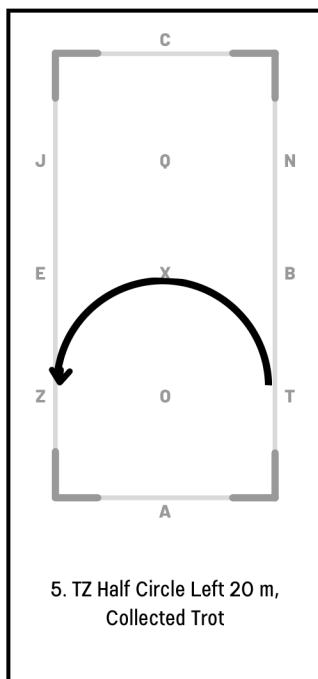
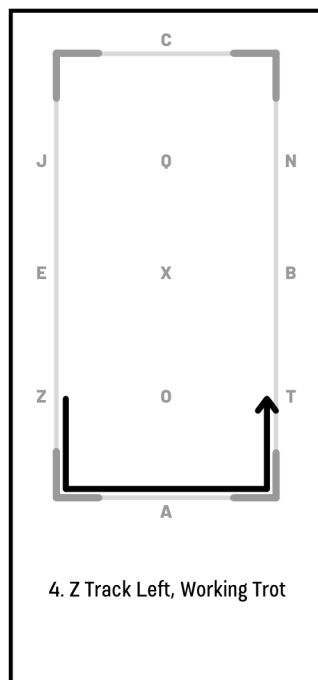
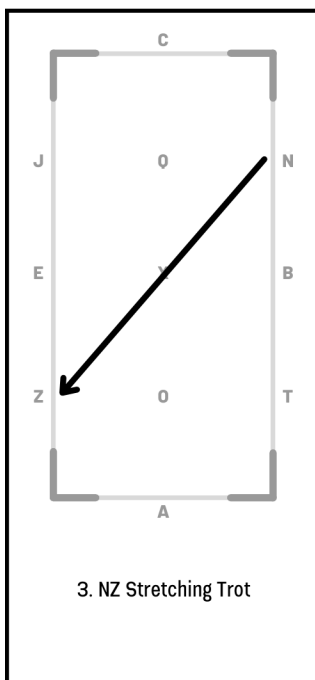
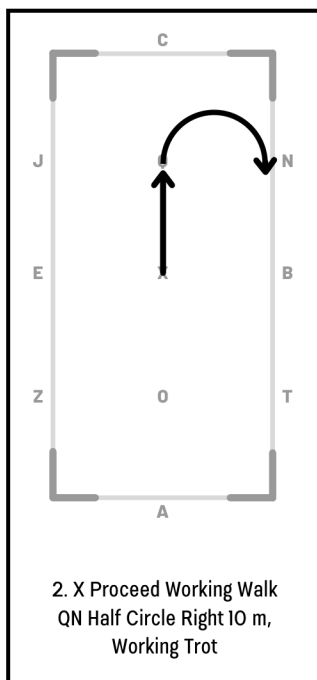
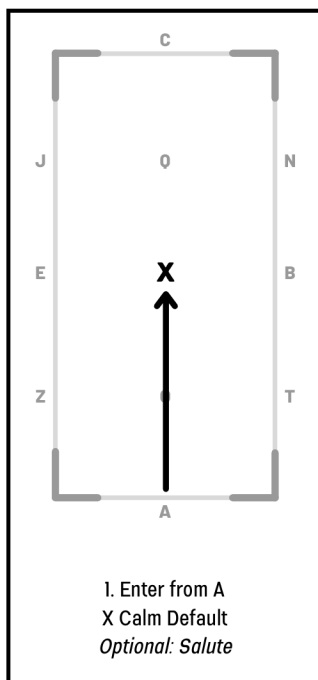


CLASS 418: Walk, Trot, Canter Pattern

Objective: To demonstrate quality, precise movement during walk and trot.

Arena: Dressage Arena

Equipment: Ridden Handling



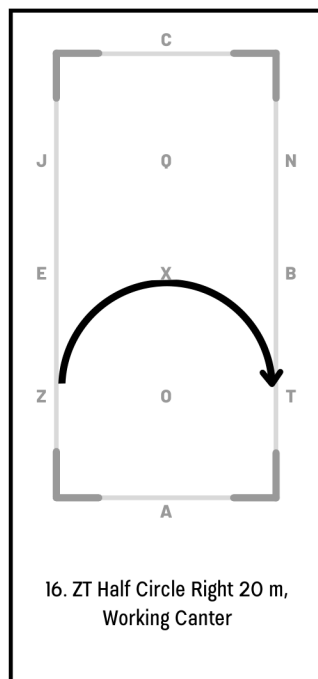
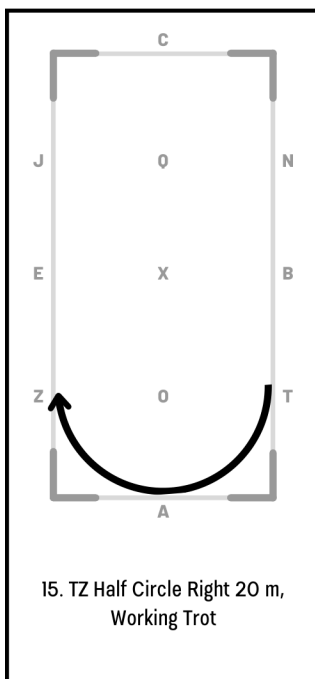
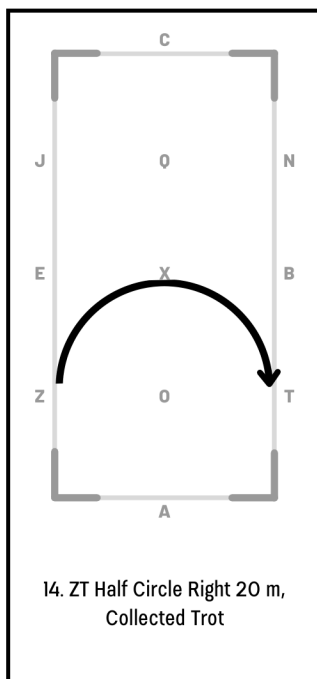
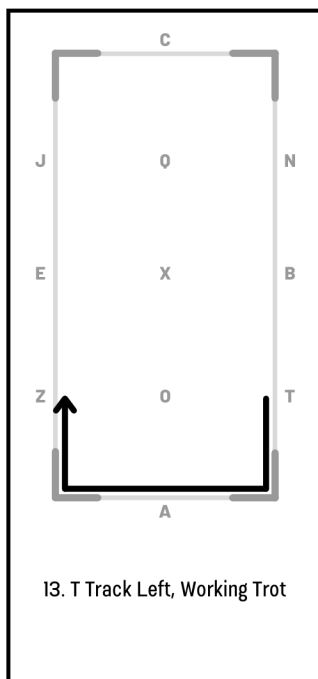
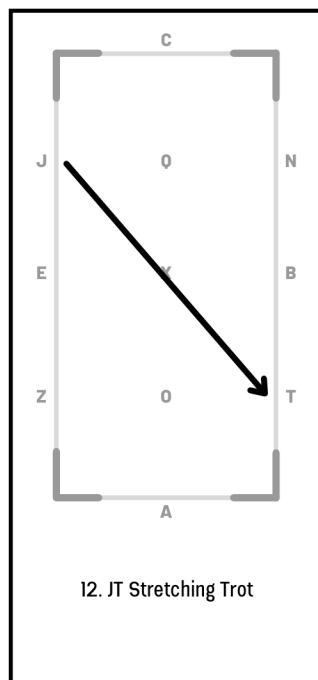
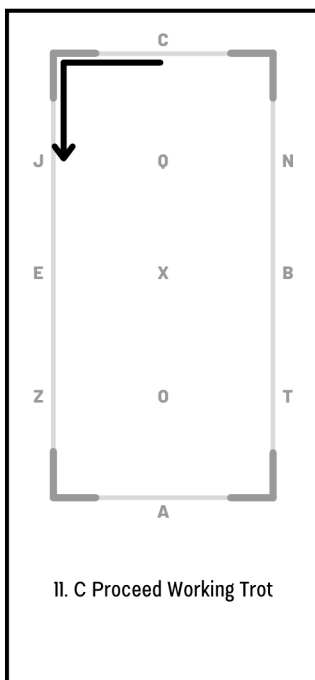
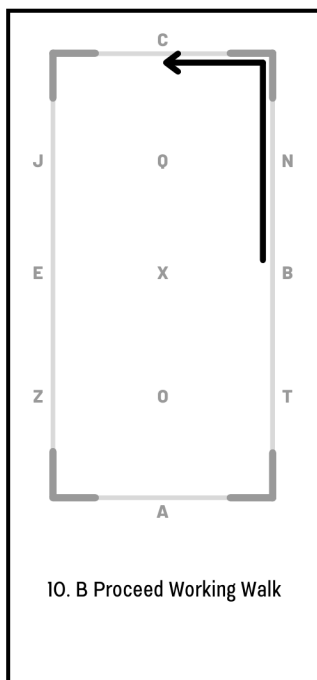
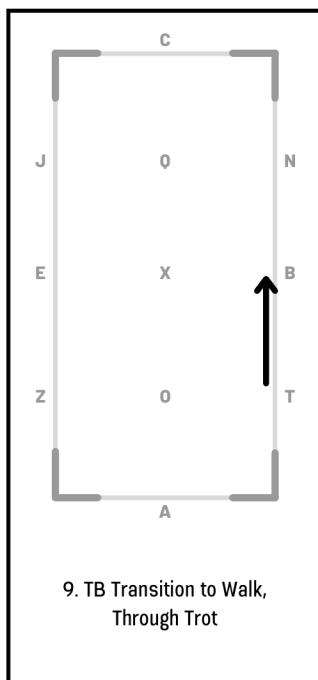
Continued (1/3) →

CLASS 418: Walk, Trot, Canter Pattern

Objective: To demonstrate quality, precise movement during walk and trot.

Arena: Dressage Arena

Equipment: Ridden Handling



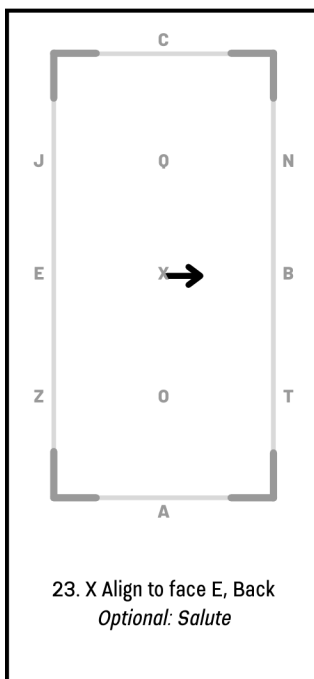
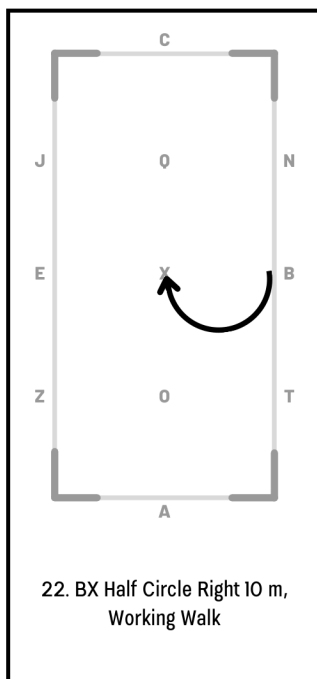
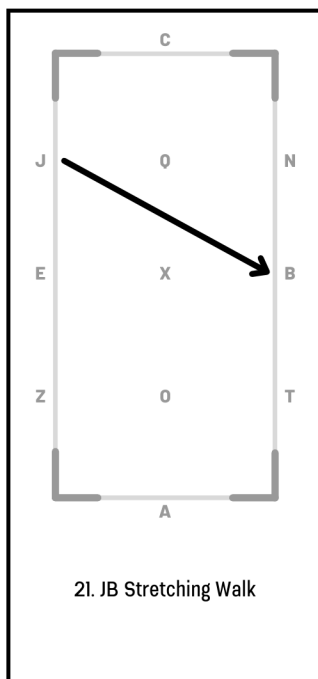
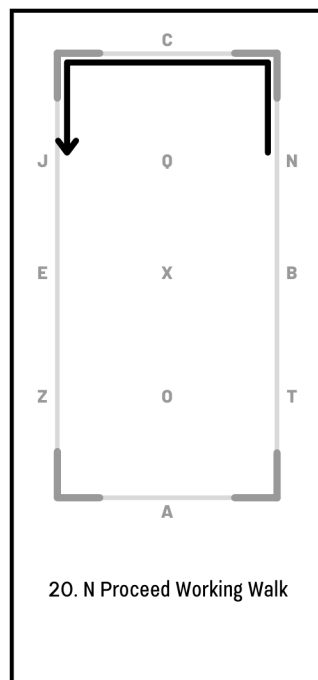
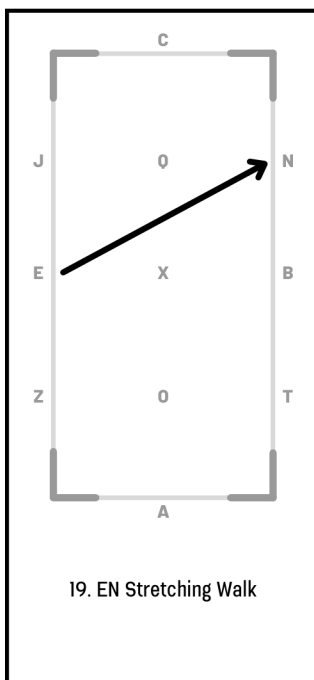
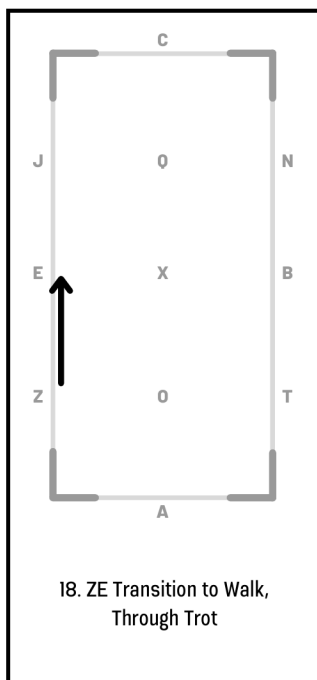
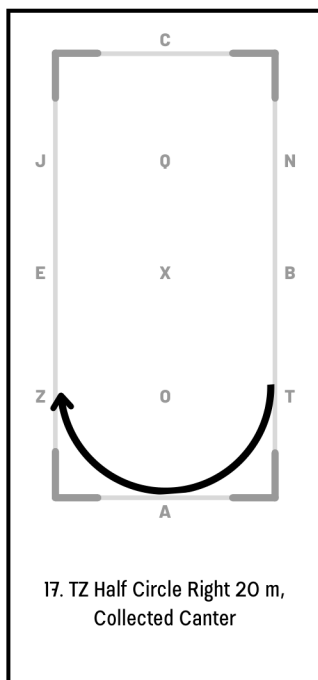
← Continued from Previous (2/3) →

CLASS 418: Walk, Trot, Canter Pattern

Objective: To demonstrate quality, precise movement during walk and trot.

Arena: Dressage Arena

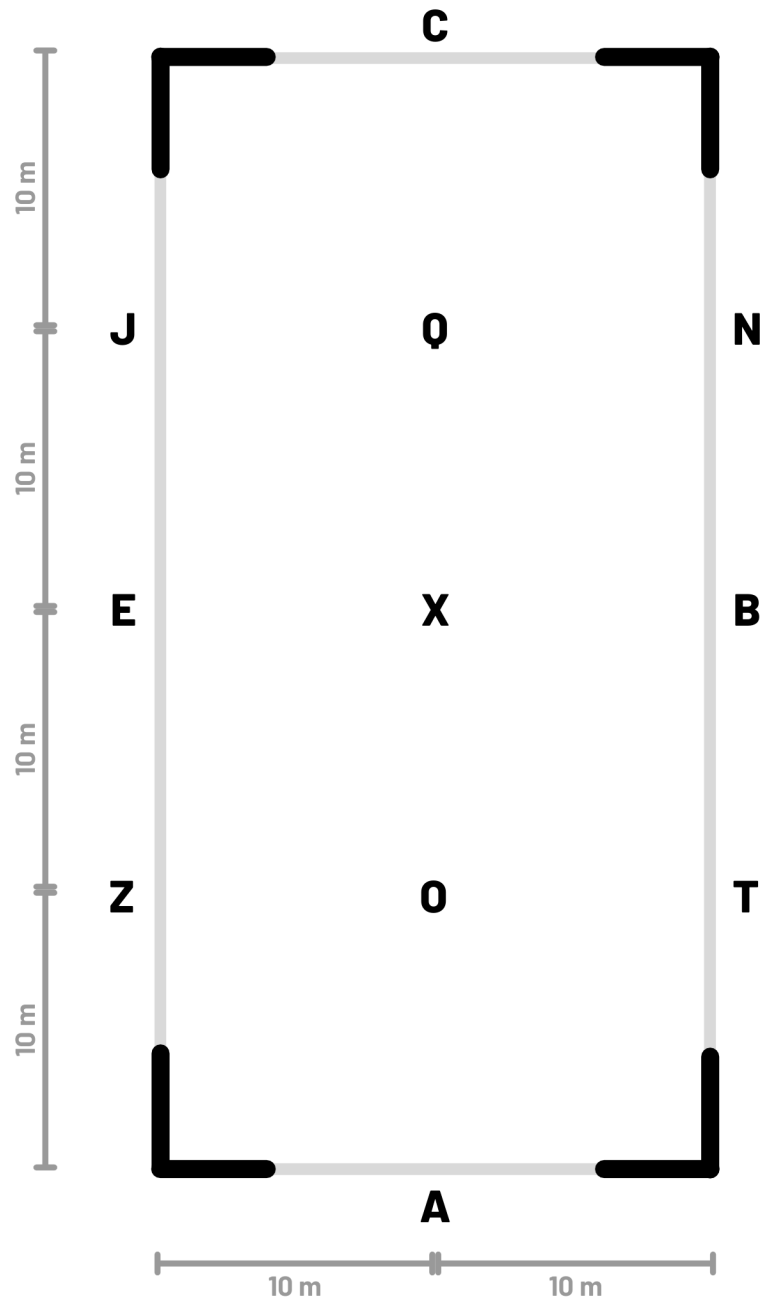
Equipment: Ridden Handling



← Continued from Previous (3/3)

DRESSAGE ARENA DIAGRAM

This shows the layout of Dressage arenas intended for TECS competition. Dressage arenas should be flat, clear of other obstacles, and have safe footing. Corners and letters should be clearly marked/labeled. If this arena is marked within a larger area, the larger space must meet all general arena/facility regulations (ie, be enclosed with safe fencing, etc.)




Competitors without access to a space that allows for this arena setup are still encouraged to compete! Several Dressage classes do not require use of the full arena and are completely accessible in smaller arenas. For pattern classes that require the full arena, competitors may submit a Special Needs Request with details about the alternative setup they would like to use.

Ridden Classes: Calm Default, Backing


Objective: To demonstrate an effective, solid, and fluid calm default behavior during riding.

Regulations: Ridden Handling



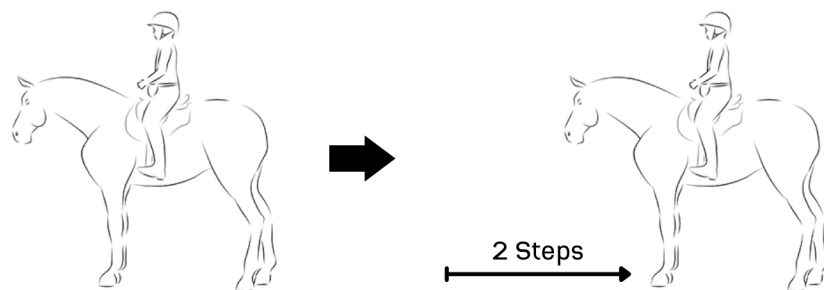
CALM DEFAULT - UNDER SADDLE

While the equine is halted, the handler should remain still and balanced in the saddle. The equine should stand calmly and patiently with their head forward.



REINFORCEMENT - UNDER SADDLE

Remaining balanced in the saddle, the handler delivers reinforcement from either side of the equine. The equine also remains balanced & reaches gently to retrieve reinforcement.



BACK 2 STEPS - UNDER SADDLE

From a balanced and stationary halt, the handler gives a distinct cue and the equine backs two steps, signaling the end of the performance.