

CLASS 431: Bridge Obstacles

Level 4: Specialized Riding

Competitor: _____

Division 3: Trail

Objective: To demonstrate effective communication and maneuvering over bridge obstacles.

Equine: _____

Regulations: Ridden Performance, Trail Arena

Date Entered: _____

	<i>BEHAVIOR</i>	<i>POINTS</i>	<i>SCORE</i>	<i>REMARKS</i>
1.	Calm Default <i>The equine remains still and calm, with head forward in a calm default position, the competitor provides C&T from each side of the equine.</i>	10		
2.	Forward Over <i>The equine walks forward over the bridge obstacle.</i>	10		
3.	Back Over <i>The equine backs over the bridge obstacle.</i>	10		
4.	Back <i>After pausing in a calm default position, the equine backs two steps.</i>	10		

Further Remarks

Judge Name: _____ Signature: _____ Date: _____

Total Points: _____ / 40

Percent Score: _____



CLASS 431: Bridge Obstacles

Objective: To demonstrate effective communication and maneuvering over bridge obstacles.

Equipment: Ridden Performance

Arena: Trail Arena

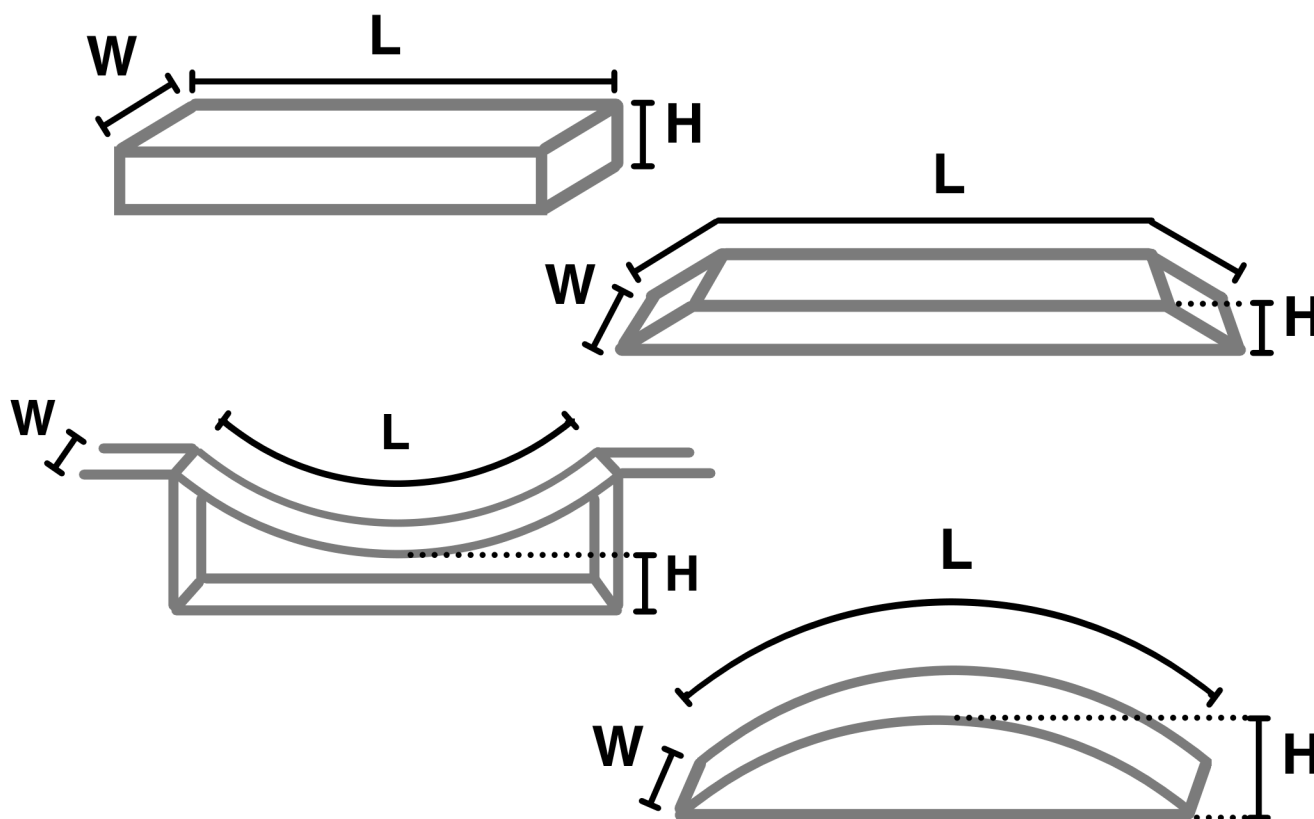
Trail obstacles may be built or designed in a variety of ways. The diagrams below show examples and specifications, however, not all obstacles need to look exactly like these. Contact TECS to confirm whether or not an obstacle meets TECS standards/requirements.

- Bridges may be flat or arched
- Bridges may be rigid or suspended
- Bridges may have a "step up" or a ramp, and ramps are included in overall length
- Bridges may be on the ground or create a bridge over air, a trench, water, etc.
- Bridges must be safe for both the equine and the competitor

Width: 2-6'

Length: 10-20'


Height: 1' & up



Ridden Classes: Calm Default, Backing


Objective: To demonstrate an effective, solid, and fluid calm default behavior during riding.

Regulations: Ridden Handling



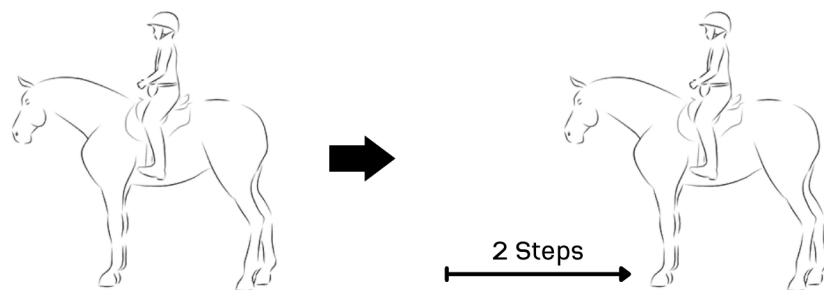
CALM DEFAULT - UNDER SADDLE

While the equine is halted, the handler should remain still and balanced in the saddle. The equine should stand calmly and patiently with their head forward.



REINFORCEMENT - UNDER SADDLE

Remaining balanced in the saddle, the handler delivers reinforcement from either side of the equine. The equine also remains balanced & reaches gently to retrieve reinforcement.



BACK 2 STEPS - UNDER SADDLE

From a balanced and stationary halt, the handler gives a distinct cue and the equine backs two steps, signaling the end of the performance.