

CLASS 313: Shoulder In

Level 3: Specialized Liberty

Competitor: _____

Division 1: Dressage

Objective: To demonstrate effective, fluid, and balanced front-end isolation during movement.

Equine: _____

Regulations: Liberty Performance

Date Entered: _____

	BEHAVIOR	POINTS	SCORE	REMARKS
1.	Calm Default <i>The equine remains still and calm, with head forward or turned away from the competitor, as the competitor moves to stand on the left, right, and front, providing a C&T at each position. (Optional: Salute)</i>	10		
2.	Shoulder-In, Left <i>The equine weights the hind and moves forward in a straight line, bending left to bring the shoulder in for 4 full strides.</i>	10		
3.	Shoulder-In, Right <i>The equine weights the hind and moves forward in a straight line, bending right to bring the shoulder in for 4 full strides.</i>	10		
4.	Back <i>The equine backs two steps away from the handler. (Optional: Salute)</i>	10		

Further Remarks

Performed at: Walk Trot Canter

Judge Name: _____ Signature: _____ Date: _____

Total Points: _____ / 40

Percent Score: _____

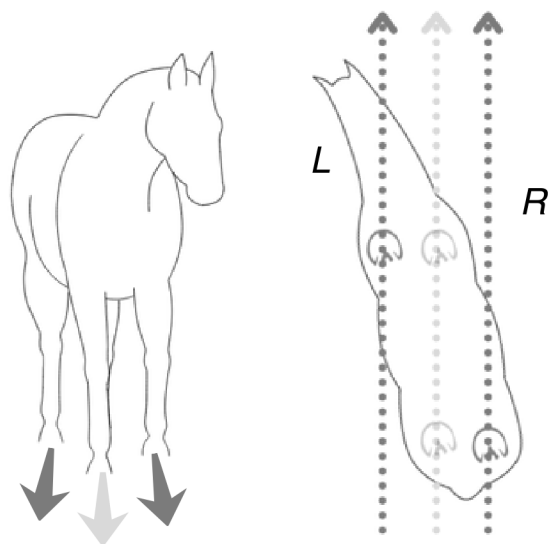
CLASS 313: Shoulder In

Objective: To demonstrate effective, fluid, and balanced front-end isolation during movement.

Regulations: Liberty Handling

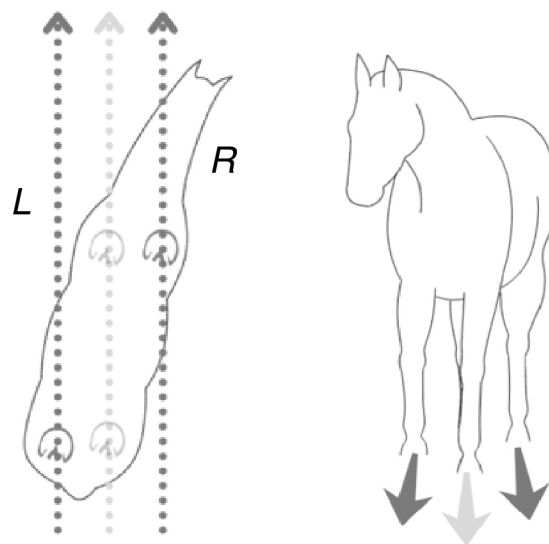
Shoulder-In, Left

- The equine moves forward in a straight line the specified amount, weighting the hind end, bending to bring the shoulder in, and moving along three equally spaced tracks.
- When performing a shoulder-in to the **left**, the equine **bends to the left**, bringing their front end over such that there are three equally spaced tracks: **L front, R front & L hind, R hind**
- The equine maintains impulsion (all legs cross in front, the equine's muscles are engaged, the equine is ready to move forward at any point before, during, and after this movement).
- This movement may be performed in any gait.



Shoulder-In, Right

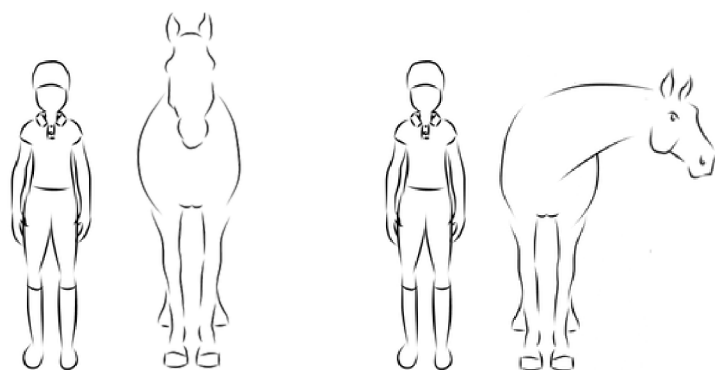
- The equine moves forward in a straight line the specified amount, weighting the hind end, bending to bring the shoulder in, and moving along three equally spaced tracks.
- When performing a shoulder-in to the **right**, the equine **bends to the right**, bringing their front end over such that there are three equally spaced tracks: **R front, L front & R hind, L hind**
- The equine maintains impulsion (all legs cross in front, the equine's muscles are engaged, the equine is ready to move forward at any point before, during, and after this movement).
- This movement may be performed in any gait.



Liberty Classes: Calm Default, Backing


Objective: To demonstrate an effective, solid, and fluid calm default behavior at liberty.

Regulations: Liberty Handling



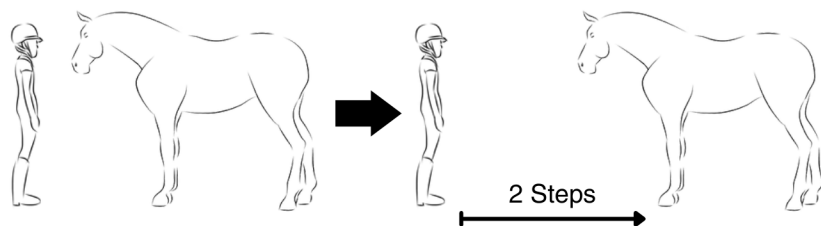
CALM DEFAULT - SIDE

From either side of the equine, the handler should stand still (vocal or stationary body language cues permitted). The equine should stand calmly and patiently with their head forward or away from the handler, ideally with a low headset (poll below the wither)



CALM DEFAULT - FRONT

From the front of the equine, the handler should stand still (vocal or stationary body language cues permitted). The equine should stand calmly and patiently with their head down or away from the handler, ideally with a low headset (poll below the wither)



BACK AWAY, 2 STEPS

From the front of the equine, the handler gives their cue. The equine backs two steps away from the handler, who must remain stationary during backing.