

CLASS 315: Lateral Over

Level 3: Specialized Liberty

Competitor: _____

Division 1: Dressage

Objective: To demonstrate effective, fluid, and balanced lateral movement.

Equine: _____

Regulations: Liberty Performance

Date Entered: _____

	BEHAVIOR	POINTS	SCORE	REMARKS
1.	Calm Default <i>The equine remains still and calm, with head forward or turned away from the competitor, as the competitor moves to stand on the left, right, and front, providing a C&T at each position. (Optional: Salute)</i>	10		
2.	Lateral Over Left, Bent Left <i>The equine weights the hind, moving forward and laterally to the left, while maintaining bend left, for 4 full strides. The legs cross in front.</i>	10		
3.	Lateral Over Right, Bent Right <i>The equine weights the hind, moving forward and laterally to the right, while maintaining bend right, for 4 full strides. The legs cross in front.</i>	10		
4.	Lateral Over Left, Bent Right <i>The equine weights the hind, moving forward and laterally to the left, while maintaining bend right, for 4 full strides. The legs cross in front.</i>	10		
5.	Lateral Over Right, Bent Left <i>The equine weights the hind, moving forward and laterally to the right, while maintaining bend left, for 4 full strides. The legs cross in front.</i>	10		
6.	Back <i>The equine backs two steps away from the handler. (Optional: Salute)</i>	10		

Further Remarks

Performed at: Walk Trot Canter

Judge Name: _____ **Signature:** _____ **Date:** _____

Total Points: _____ / 60

Percent Score: _____

CLASS 315: Lateral Over

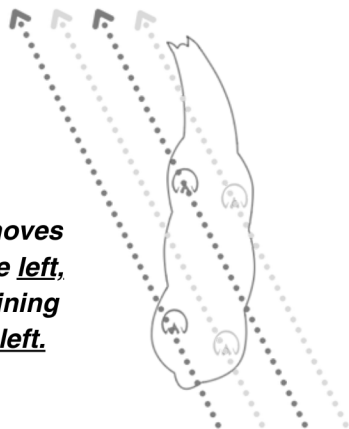
Objective: To demonstrate effective, fluid, and balanced lateral movement.

Regulations: Liberty Handling

2. Lateral Over Left, Bent Left

The equine weights the hind end, with the front and hind legs taking equally sized steps and crossing in front. From the front, the equine's legs are on two tracks (lefts and rights) OR four tracks (LH, LF, RH, RF). From the direction of travel, the equine's legs are on four tracks.

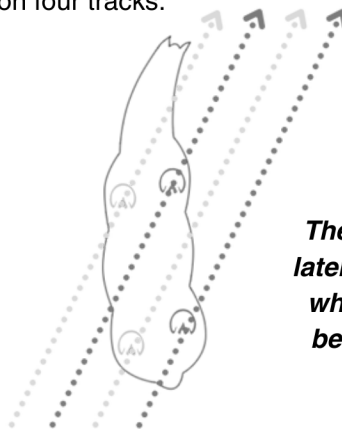
The equine moves laterally to the left, while maintaining bend to the left.



3. Lateral Over Right, Bent Right

The equine weights the hind end, with the front and hind legs taking equally sized steps and crossing in front. From the front, the equine's legs are on two tracks (lefts and rights) OR four tracks (LH, LF, RH, RF). From the direction of travel, the equine's legs are on four tracks.

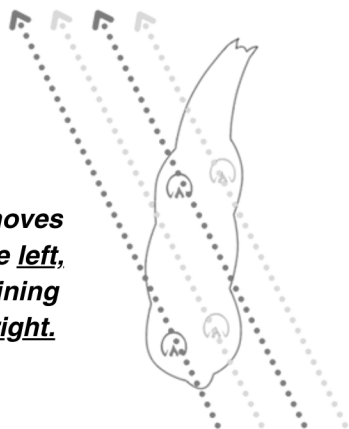
The equine moves laterally to the right, while maintaining bend to the right.



4. Lateral Over Left, Bent Right

The equine weights the hind end, with the front and hind legs taking equally sized steps and crossing in front. From the front, the equine's legs are on two tracks (lefts and rights) OR four tracks (LH, LF, RH, RF). From the direction of travel, the equine's legs are on four tracks.

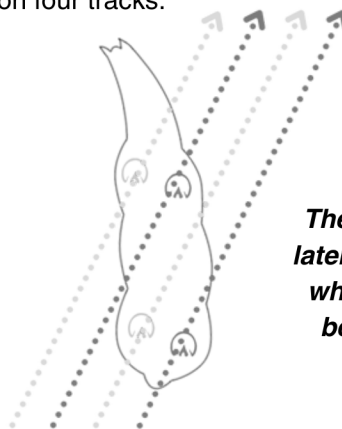
The equine moves laterally to the left, while maintaining bend to the right.



5. Lateral Over Right, Bent Left

The equine weights the hind end, with the front and hind legs taking equally sized steps and crossing in front. From the front, the equine's legs are on two tracks (lefts and rights) OR four tracks (LH, LF, RH, RF). From the direction of travel, the equine's legs are on four tracks.

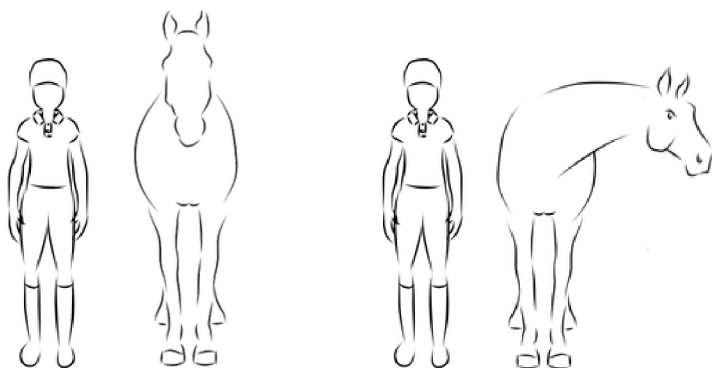
The equine moves laterally to the right, while maintaining bend to the left.



Liberty Classes: Calm Default, Backing


Objective: To demonstrate an effective, solid, and fluid calm default behavior at liberty.

Regulations: Liberty Handling



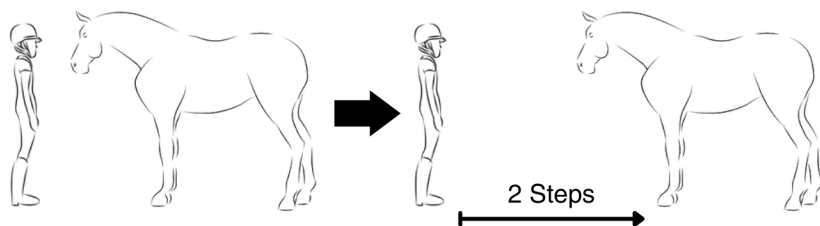
CALM DEFAULT - SIDE

From either side of the equine, the handler should stand still (vocal or stationary body language cues permitted). The equine should stand calmly and patiently with their head forward or away from the handler, ideally with a low headset (poll below the wither)



CALM DEFAULT - FRONT

From the front of the equine, the handler should stand still (vocal or stationary body language cues permitted). The equine should stand calmly and patiently with their head down or away from the handler, ideally with a low headset (poll below the wither)



BACK AWAY, 2 STEPS

From the front of the equine, the handler gives their cue. The equine backs two steps away from the handler, who must remain stationary during backing.