

# CLASS 317: Walk, Trot Pattern

**Level 3:** Specialized Liberty

**Competitor:** \_\_\_\_\_

**Division 1:** Dressage

**Objective:** To demonstrate quality, precise movement during leading at the walk and trot.

**Equine:** \_\_\_\_\_

**Regulations:** Liberty Performance, Dressage Arena **Date Entered:** \_\_\_\_\_

	BEHAVIOR	POINTS	SCORE	REMARKS
1.	<b>Enter/Start at A</b> <b>X Calm Default</b> <i>The equine remains still and calm, with head forward or turned away from the competitor, as the competitor moves to stand on the left, right, and front, providing a C&amp;T at each position. (Optional: Salute)</i>	10		
2.	<b>XB Half Circle Right 10 m, Collected Walk</b> <i>The equine shifts their weight to the hind end and collects their movement while maintaining rhythm &amp; bend.</i>	10		
3.	<b>BT Proceed Working Walk</b> <i>The equine relaxes to more extended movement while maintaining rhythm &amp; balance, staying straight along the rail.</i>	10		
4.	<b>TZ Half Circle Right 20 m, Working Trot</b> <i>The equine trots forward, maintaining appropriate bend and creating a rhythmic, balanced arc.</i>	10		
5.	<b>ZT Half Circle Right 20 m, Collected Trot</b> <i>The equine shifts their weight to the hind end and collects their movement while maintaining rhythm, bend, &amp; arc.</i>	10		
6.	<b>T Proceed Working Walk</b> <b>AX Working Walk</b> <i>The equine walks forward with rhythm and balance, staying straight along the rail and down centerline, and bending in the corners.</i>	10		
7.	<b>X Half Circle Left 10 m, Collected Walk</b> <i>The equine shifts their weight to the hind end and collects their movement while maintaining rhythm &amp; bend.</i>	10		
8.	<b>EZ Proceed Working Walk</b> <i>The equine maintains a rhythmic, balanced walk, staying straight along the rail.</i>	10		
9.	<b>TZ Half Circle Right 20 m, Working Trot</b> <i>The equine trots forward, maintaining appropriate bend and creating a rhythmic, balanced arc.</i>	10		

Continued (1/2) →

# CLASS 317: Walk, Trot Pattern

**Level 3:** Specialized Liberty

**Competitor:** \_\_\_\_\_

**Division 1:** Dressage

**Objective:** To demonstrate quality, precise movement during leading at the walk and trot.

**Equine:** \_\_\_\_\_

**Regulations:** Liberty Performance, Dressage Arena **Date Entered:** \_\_\_\_\_

	BEHAVIOR	POINTS	SCORE	REMARKS
10.	<b>ZT Half Circle Left 20 m, Collected Trot</b> <i>The equine shifts their weight to the hind end and collects their movement while maintaining rhythm, bend, &amp; arc.</i>	10		
11.	<b>Z Proceed Working Walk</b> <i>The equine walks forward with rhythm and balance, staying straight along the rail and bending in the corners.</i>	10		
12.	<b>TJ Stretching Walk</b> <i>The equine engages hindquarters and rounds up through the back, stretching the head and neck forward, down, and out while maintaining balance and rhythm. The track is straight.</i>	10		
13.	<b>J Proceed Working Walk</b> <b>NQ Working Walk</b> <i>The equine walks forward with rhythm and balance, staying straight along the rail and from N to Q, and bending in the corners.</i>	10		
14.	<b>Q Halt Facing J, Back</b> <i>The equine halts at Q facing J, with handler facing them in front, the equine backs two steps away from the handler. (Optional: Salute)</i>	10		

**Further Remarks**

**Judge Name:** \_\_\_\_\_ **Signature:** \_\_\_\_\_ **Date:** \_\_\_\_\_

← Continued from Previous (2/2)

**Total Points:** \_\_\_\_\_ / 140

**Percent Score:** \_\_\_\_\_



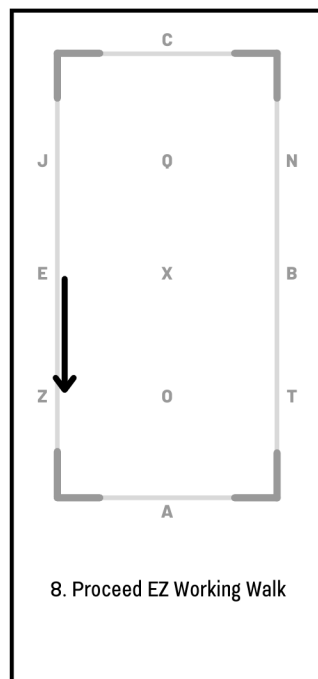
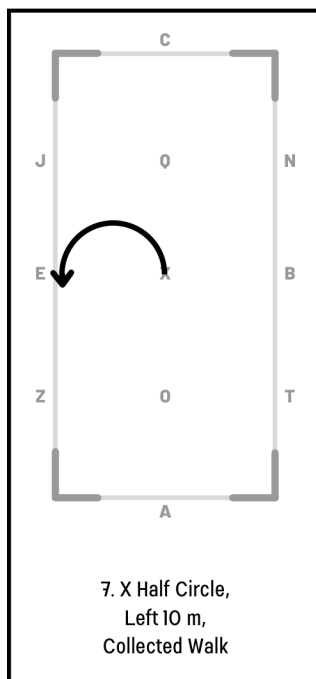
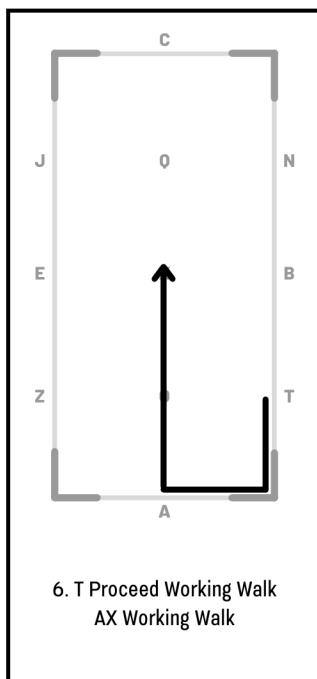
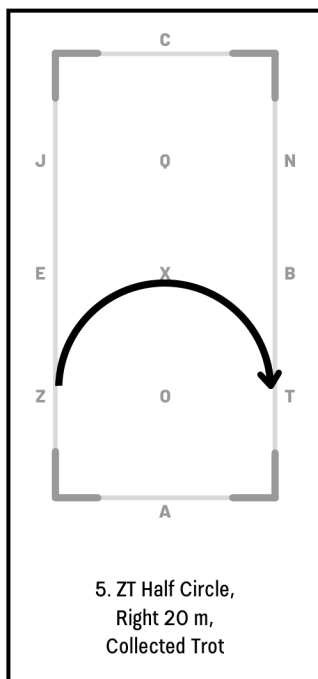
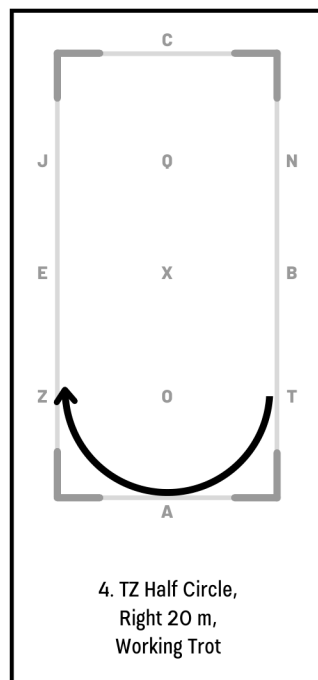
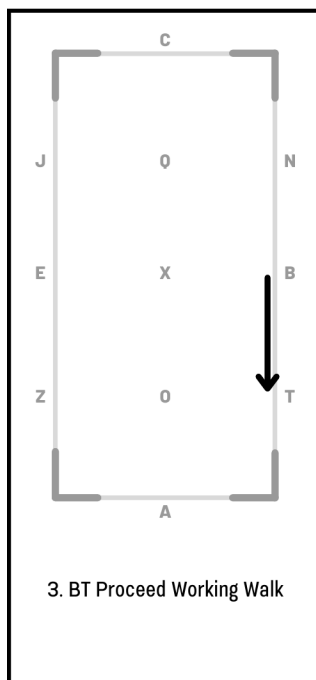
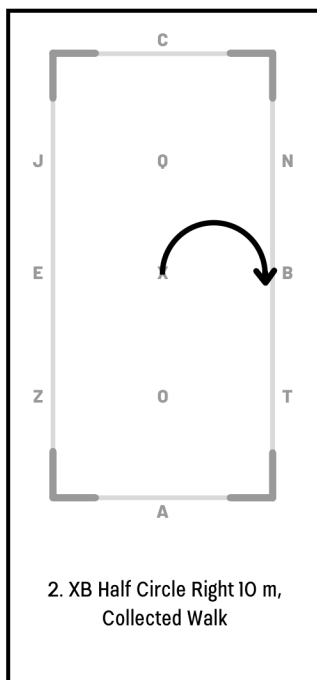
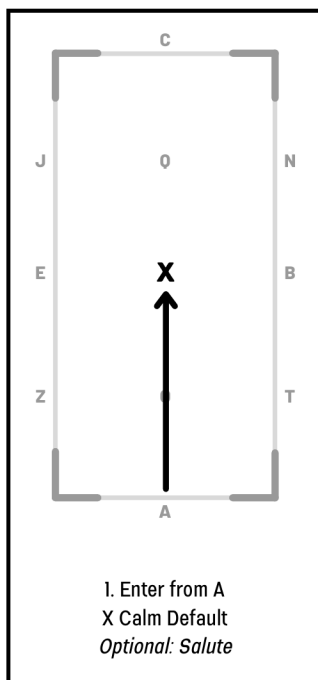
# CLASS 317: Walk, Trot Pattern

**Objective:** To demonstrate quality, precise movement during walk and trot.

**Arena:** Dressage Arena

**Equipment:** Liberty Handling

**Contact:** Protected or Full



Continued (1/2) →

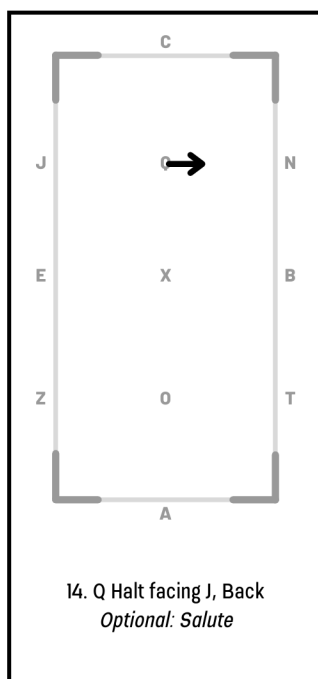
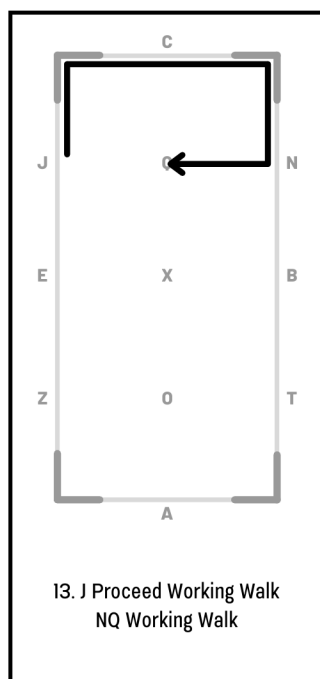
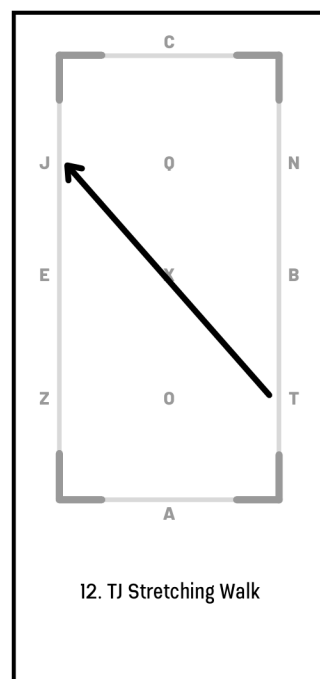
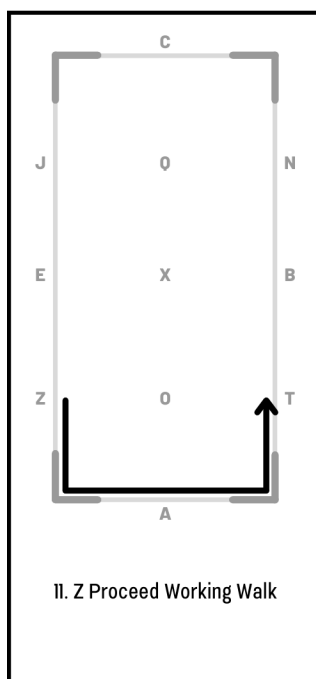
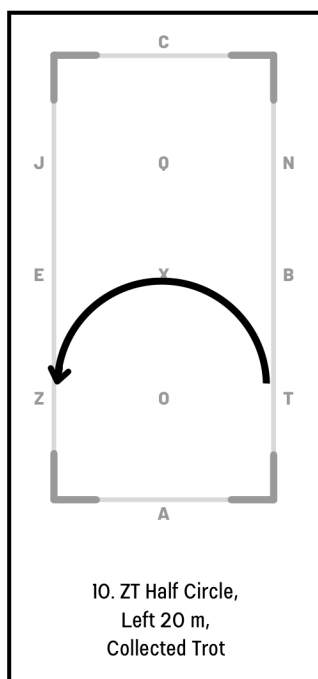
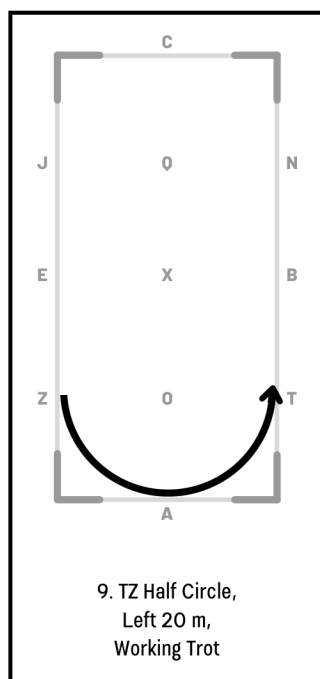
# CLASS 317: Walk, Trot Pattern

**Objective:** To demonstrate quality, precise movement during walk and trot.

**Arena:** Dressage Arena

**Equipment:** Liberty Handling

**Contact:** Protected or Full

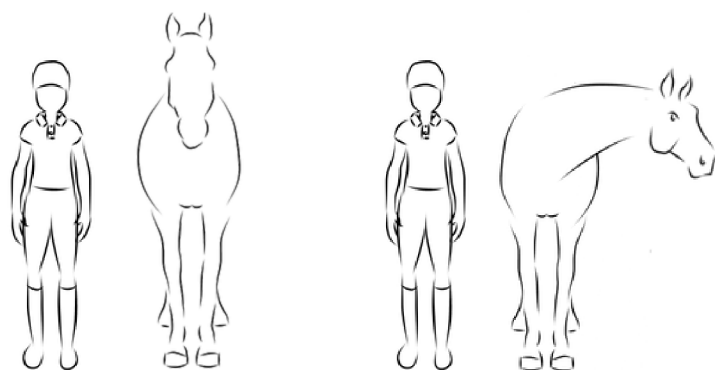


← Continued from Previous (2/2)

# Liberty Classes: Calm Default, Backing


**Objective:** To demonstrate an effective, solid, and fluid calm default behavior at liberty.

**Regulations:** Liberty Handling



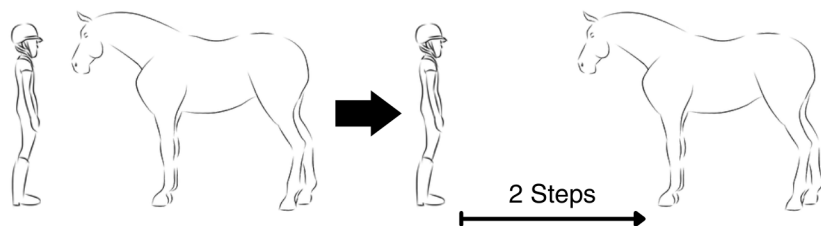
**CALM DEFAULT - SIDE**

From either side of the equine, the handler should stand still (vocal or stationary body language cues permitted). The equine should stand calmly and patiently with their head forward or away from the handler, ideally with a low headset (poll below the wither)



**CALM DEFAULT - FRONT**

From the front of the equine, the handler should stand still (vocal or stationary body language cues permitted). The equine should stand calmly and patiently with their head down or away from the handler, ideally with a low headset (poll below the wither)

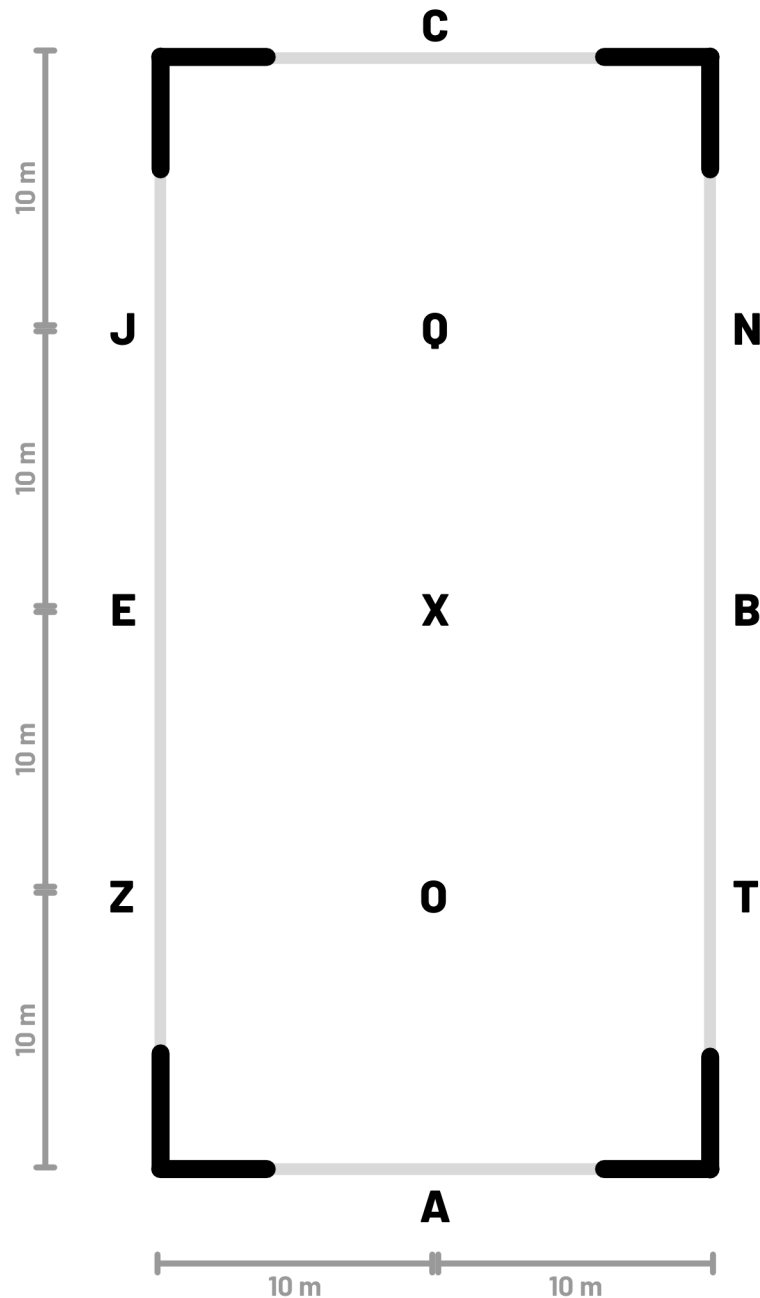


**BACK AWAY, 2 STEPS**

From the front of the equine, the handler gives their cue. The equine backs two steps away from the handler, who must remain stationary during backing.

# DRESSAGE ARENA DIAGRAM

This shows the layout of Dressage arenas intended for TECS competition. Dressage arenas should be flat, clear of other obstacles, and have safe footing. Corners and letters should be clearly marked/labeled. If this arena is marked within a larger area, the larger space must meet all general arena/facility regulations (ie, be enclosed with safe fencing, etc.)



**Competitors without access to a space that allows for this arena setup are still encouraged to compete!** Several Dressage classes do not require use of the full arena and are completely accessible in smaller arenas. For pattern classes that require the full arena, competitors may submit a Special Needs Request with details about the alternative setup they would like to use.