

CLASS 111: Dynamic Nose Targeting

Level 1: Liberty Foundations

Competitor: _____

Division 1: Liberty Leading

Objective: To demonstrate an effective, solid, and fluid nose-targeting behavior.

Equine: _____

Regulations: Liberty Performance

Date Entered: _____

	BEHAVIOR	POINTS	SCORE	REMARKS
1.	Calm Default <i>The equine remains still and calm, with head forward or turned away from the competitor, as the competitor moves to stand on the left, right, and front, providing a C&T at each position.</i>	10		
2.	Nose Target Left <i>While stationary, the equine targets their nose to the target, placed to the left of their head.</i>	10		
3.	Nose Target Right <i>While stationary, the equine targets their nose to the target, placed to the right of their head.</i>	10		
4.	Nose Target Above <i>While stationary, the equine targets their nose to the target, placed above their head.</i>	10		
5.	Nose Target Below <i>While stationary, the equine targets their nose to the target, placed below their head.</i>	10		
6.	Nose Target Forward <i>While stationary, the equine targets their nose to the target, placed in front of their head.</i>	10		
7.	Back <i>The equine backs two steps away from the handler.</i>	10		

Further Remarks

Judge Name: _____ Signature: _____ Date: _____

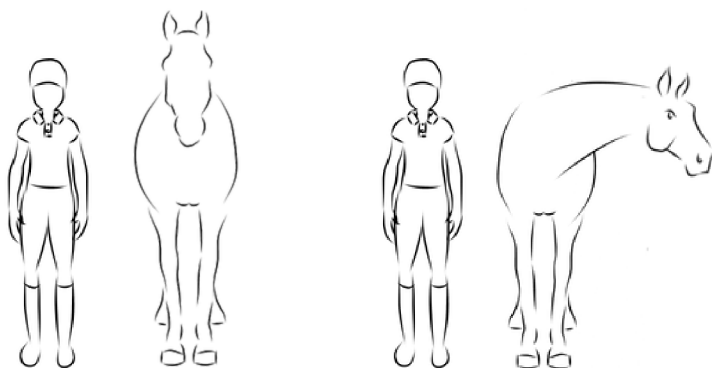
Total Points: _____ / 70

Percent Score: _____

Liberty Classes: Calm Default, Backing


Objective: To demonstrate an effective, solid, and fluid calm default behavior at liberty.

Regulations: Liberty Handling



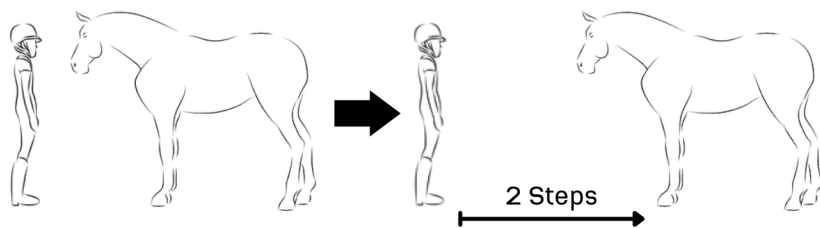
CALM DEFAULT - SIDE

From either side of the equine, the handler should stand still (vocal or stationary body language cues permitted). The equine should stand calmly and patiently with their head forward or away from the handler, ideally with a low headset (poll below the wither)



CALM DEFAULT - FRONT

From the front of the equine, the handler should stand still (vocal or stationary body language cues permitted). The equine should stand calmly and patiently with their head down or away from the handler, ideally with a low headset (poll below the wither)



BACK AWAY, 2 STEPS

From the front of the equine, the handler gives their cue. The equine backs two steps away from the handler, who must remain stationary during backing.

CLASS 111: Dynamic Nose Targeting

Objective: To demonstrate an effective, solid, and fluid nose targeting behavior.

Equipment: Liberty Handling

Arena: Any

Contact: Protected or Full




NEUTRAL POSITION



TARGETING ABOVE



TARGETING LEFT



TARGETING FRONT



TARGETING RIGHT



TARGETING BELOW