

CLASS 152: Reverse Roundpen, Trot

Level 1: Liberty Foundations

Competitor: _____

Division 5: Reverse Roundpen

Objective: To demonstrate a fluid trotting behavior on the reverse roundpen.

Equine: _____

Regulations: Liberty Performance

Date Entered: _____

	BEHAVIOR	POINTS	SCORE	REMARKS
1.	Calm Default <i>The equine remains still and calm, with head forward or turned away from the competitor, as the competitor moves to stand on the left, right, and front, providing a C&T at each position.</i>	10		
2.	Trot Circle, Left <i>The equine trots a full circle around the reverse roundpen to the left.</i>	10		
3.	Change Directions <i>The equine changes directions completely.</i>	10		
4.	Trot Circle, Right <i>The equine trots a full circle around the reverse roundpen to the right.</i>	10		
5.	Back <i>The equine backs two steps away from the handler.</i>	10		

Further Remarks

Judge Name: _____ Signature: _____ Date: _____

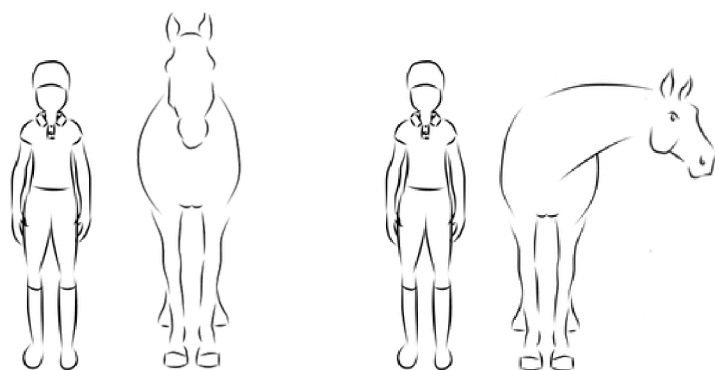
Total Points: _____ / 50

Percent Score: _____

Liberty Classes: Calm Default, Backing


Objective: To demonstrate an effective, solid, and fluid calm default behavior at liberty.

Regulations: Liberty Handling



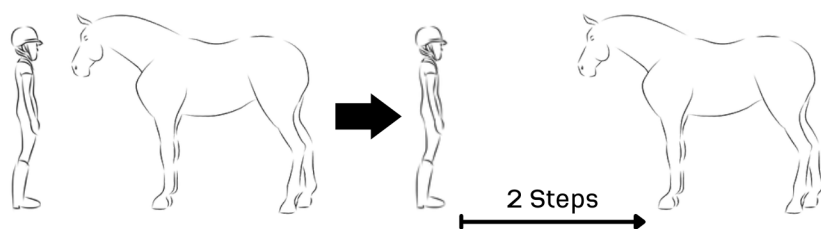
CALM DEFAULT - SIDE

From either side of the equine, the handler should stand still (vocal or stationary body language cues permitted). The equine should stand calmly and patiently with their head forward or away from the handler, ideally with a low headset (poll below the wither)



CALM DEFAULT - FRONT

From the front of the equine, the handler should stand still (vocal or stationary body language cues permitted). The equine should stand calmly and patiently with their head down or away from the handler, ideally with a low headset (poll below the wither)



BACK AWAY, 2 STEPS

From the front of the equine, the handler gives their cue. The equine backs two steps away from the handler, who must remain stationary during backing.