

# CLASS 122: Sending to Station

**Level 1:** Liberty Foundations

**Competitor:** \_\_\_\_\_

**Division 2:** Stationing

**Objective:** To demonstrate an effective sending to station behavior in a variety of locations.

**Equine:** \_\_\_\_\_

**Regulations:** Liberty Performance

**Date Entered:** \_\_\_\_\_

	<i>BEHAVIOR</i>	<i>POINTS</i>	<i>SCORE</i>	<i>REMARKS</i>
1.	<b>Calm Default</b> <i>The equine remains still and calm, with head forward or turned away from the competitor, as the competitor moves to stand on the left, right, and front, providing a C&amp;T at each position.</i>	<b>10</b>		
2.	<b>Initial Station</b> <i>The equine stations at the first station.</i>	<b>10</b>		
3.	<b>Send Forward</b> <i>The equine moves to the second stationary target, 15 meters (50 ft) in front of them. The handler remains in the same place during the entire behavior (until the equine reaches the stationary target).</i>	<b>10</b>		
4.	<b>Send Left</b> <i>The equine moves to the third stationary target, 15 meters (50 ft) to their left. The handler remains in the same place during the entire behavior (until the equine reaches the stationary target).</i>	<b>10</b>		
5.	<b>Send Right</b> <i>The equine moves to the third stationary target, 15 meters (50 ft) to their right. The handler remains in the same place during the entire behavior (until the equine reaches the stationary target).</i>	<b>10</b>		
6.	<b>Back</b> <i>The equine backs two steps away from the handler.</i>	<b>10</b>		

**Further Remarks**

Judge Name: \_\_\_\_\_ Signature: \_\_\_\_\_ Date: \_\_\_\_\_

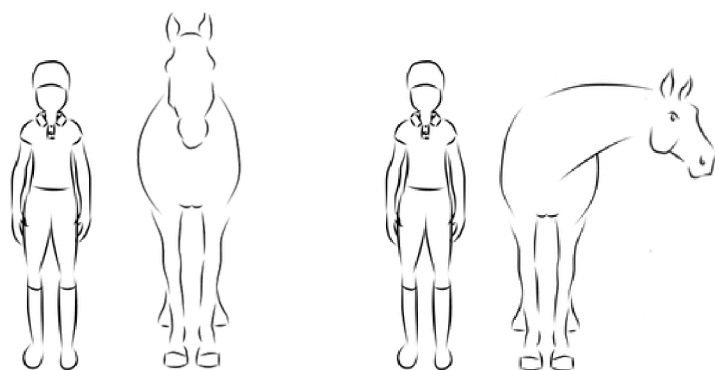
Total Points: \_\_\_\_\_ / 60

Percent Score: \_\_\_\_\_

# Liberty Classes: Calm Default, Backing


**Objective:** To demonstrate an effective, solid, and fluid calm default behavior at liberty.

**Regulations:** Liberty Handling



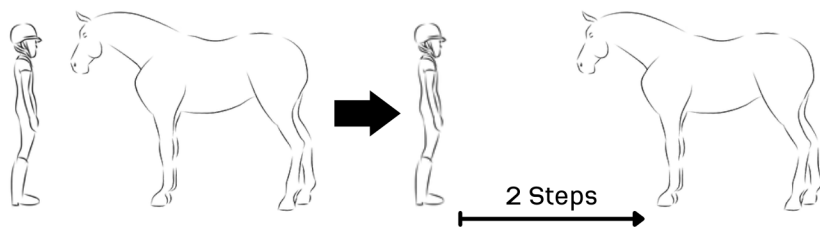
**CALM DEFAULT - SIDE**

From either side of the equine, the handler should stand still (vocal or stationary body language cues permitted). The equine should stand calmly and patiently with their head forward or away from the handler, ideally with a low headset (poll below the wither)



**CALM DEFAULT - FRONT**

From the front of the equine, the handler should stand still (vocal or stationary body language cues permitted). The equine should stand calmly and patiently with their head down or away from the handler, ideally with a low headset (poll below the wither)



**BACK AWAY, 2 STEPS**

From the front of the equine, the handler gives their cue. The equine backs two steps away from the handler, who must remain stationary during backing.

# CLASS 122: Sending to Station

**Objective:** To demonstrate an effective sending to station behavior in a variety of locations.

**Equipment:** Liberty Handling

**Arena:** Any that allows the full pattern

**Contact:** Protected or Full

