

# CLASS 322: Hunter Course

**Level 3:** Specialized Liberty

**Division 2:** Jumping

**Objective:** To demonstrate forward, balanced movement over a simple course pattern.

**Regulations:** Liberty Performance, Jump Arena

**Performed at:**  Walk  Trot  Canter

**Competitor:** \_\_\_\_\_

**Equine:** \_\_\_\_\_

**Date Entered:** \_\_\_\_\_

**Jump Height:** \_\_\_\_ ft \_\_\_\_ in / \_\_\_\_\_ cm

	BEHAVIOR	POINTS	SCORE	REMARKS
1.	<b>Calm Default</b> <i>The equine remains still and calm, with head forward or turned away from the competitor, as the competitor moves to stand on the left, right, and front, providing a C&amp;T at each position.</i>	10		
2.	<b>Wall Line</b> <i>The equine is focused, forward, &amp; rhythmic, traveling in a straight line. The line should be 3-6 strides.</i>	10		
3.	<b>Short Edge</b> <i>The equine is focused, forward, &amp; rhythmic, traveling in a straight line with balanced bend in the corners.</i>	10		
4.	<b>Diagonal</b> <i>The equine is focused, forward, &amp; rhythmic, traveling in a straight line with balanced bend in the corners.</i>	10		
5.	<b>Short Edge</b> <i>The equine is focused, forward, &amp; rhythmic, traveling in a straight line with balanced bend in the corners.</i>	10		
6.	<b>Wall Line</b> <i>The equine is focused, forward, &amp; rhythmic, traveling in a straight line. The line should be 3-6 strides.</i>	10		
7.	<b>Diagonal</b> <i>The equine is focused, forward, &amp; rhythmic, traveling in a straight line with balanced bend in the corners.</i>	10		
8.	<b>Halt, Back</b> <i>After pausing in a calm default position, the equine backs two steps away from the handler.</i>	10		

## Further Remarks

Judge Name: \_\_\_\_\_ Signature: \_\_\_\_\_ Date: \_\_\_\_\_

Total Points: \_\_\_\_\_ / 80

Percent Score: \_\_\_\_\_

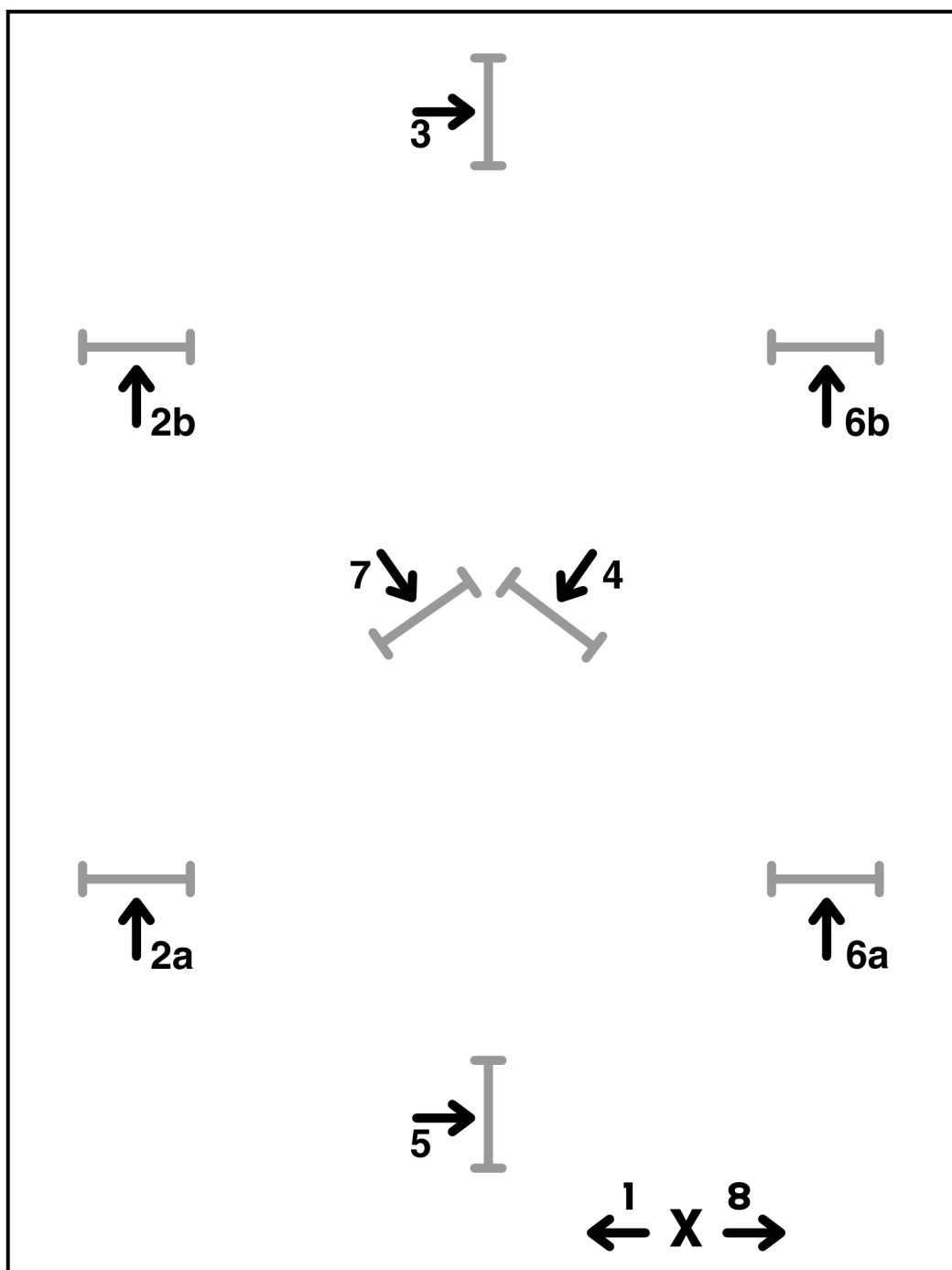
# CLASS 322: Hunter Course

**Objective:** To demonstrate forward, balanced movement over a simple course.

**Arena:** Jumping Arena

**Equipment:** Liberty Handling

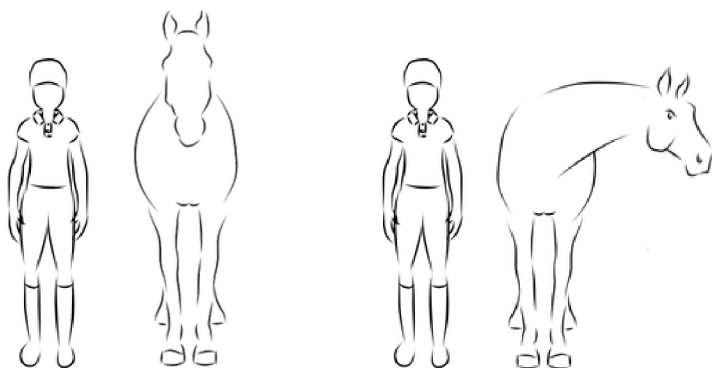
**Contact:** Protected or Full



# Liberty Classes: Calm Default, Backing


**Objective:** To demonstrate an effective, solid, and fluid calm default behavior at liberty.

**Regulations:** Liberty Handling



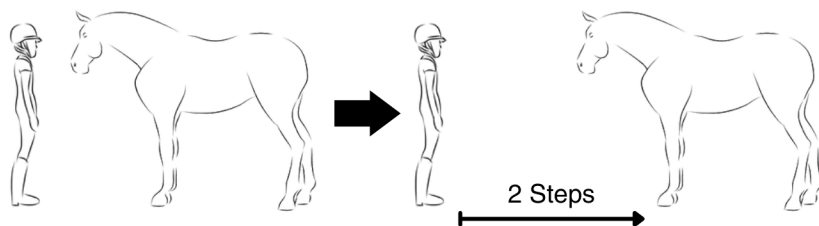
**CALM DEFAULT - SIDE**

From either side of the equine, the handler should stand still (vocal or stationary body language cues permitted). The equine should stand calmly and patiently with their head forward or away from the handler, ideally with a low headset (poll below the wither)



**CALM DEFAULT - FRONT**

From the front of the equine, the handler should stand still (vocal or stationary body language cues permitted). The equine should stand calmly and patiently with their head down or away from the handler, ideally with a low headset (poll below the wither)



**BACK AWAY, 2 STEPS**

From the front of the equine, the handler gives their cue. The equine backs two steps away from the handler, who must remain stationary during backing.

# JUMP HEIGHT INFORMATION

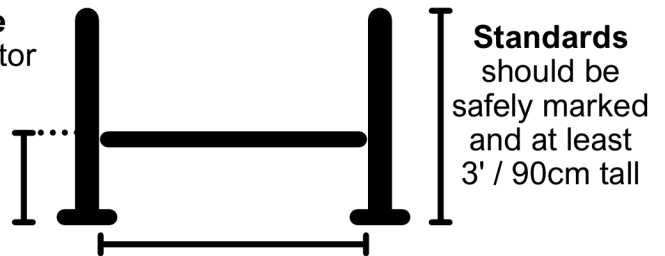
Height restrictions are put in place at slower paces for both safety and equine comfort.

Jump Height			Gaits Allowed
Inches	Feet	Centimeters	
4"	(ground poles)	10 cm	All Gaits (Walk, Trot, and Canter) Permitted
6"	(raised poles)	15 cm	All Gaits (Walk, Trot, and Canter) Permitted
9"	(cavaletti)	23 cm	All Gaits (Walk, Trot, and Canter) Permitted
12"	1'	30 cm	Only Trot and Canter Permitted
15"	1'3"	38 cm	Only Trot and Canter Permitted
18"	1'6"	45 cm	Only Trot and Canter Permitted
21"	1'9"	53 cm	Only Trot and Canter Permitted
24"	2'	60 cm	Only Trot and Canter Permitted
27"	2'3"	68 cm	Only Canter Permitted
30"	2'6"	75 cm	Only Canter Permitted
33"	2'9"	83 cm	Only Canter Permitted
36"	3'	90 cm	Only Canter Permitted

## JUMP CONSTRUCTION & MEASURING HEIGHT

Jumps should fall when struck by the equine and not pose a danger to the equine nor competitor

**Vertical Height** should be measured from the ground to the top of the jump pole




If over 50% of the jumps performed are cross-rails ("X" jumps), then the entry should be in one division lower than the vertical height.

For example, a course made of these jumps would be entered into the 24" / 2' / 60cm height division



**Width Between Standards** should be sufficient to allow equine AND competitor to clear between the standards (unless the equine is jumping solo)



Examples showing minimum width between standards