

CLASS 222: Speed Pattern

Level 2: Ridden Foundations

Competitor: _____

Division 2: Basic Riding Patterns

Objective: To demonstrate effective speed adjustments while riding.

Equine: _____

Regulations: Ridden Performance

Date Entered: _____

	BEHAVIOR	POINTS	SCORE	REMARKS
1.	Calm Default <i>The equine remains still and calm, with head forward in a calm default position, the competitor provides C&T from each side of the equine.</i>	10		
2.	Walk, Natural Pace <i>The equine walks forward in a straight line at their natural walking speed for 5 steps (counting the steps of the front feet).</i>	10		
3.	Walk, Slowed Pace <i>The equine walks forward in a straight line at their natural walking speed for 5 steps, followed by a slower walk speed for a 5 more steps (counting the steps of the front feet).</i>	10		
4.	Walk, Faster Pace <i>The equine walks forward in a straight line at their natural walking speed for 5 steps, followed by a faster walk speed for a 5 more steps (counting the steps of the front feet).</i>	10		
5.	Trot <i>The equine walks forward in a straight line at their natural walking speed for 5 steps, followed by a trot for 5 more steps (counting the steps of the front feet).</i>	10		
6.	Back <i>The equine backs two steps.</i>	10		

Further Remarks

Judge Name: _____ Signature: _____ Date: _____


Total Points: _____ / 60

Percent Score: _____

Ridden Classes: Calm Default, Backing


Objective: To demonstrate an effective, solid, and fluid calm default behavior during riding.

Regulations: Ridden Handling



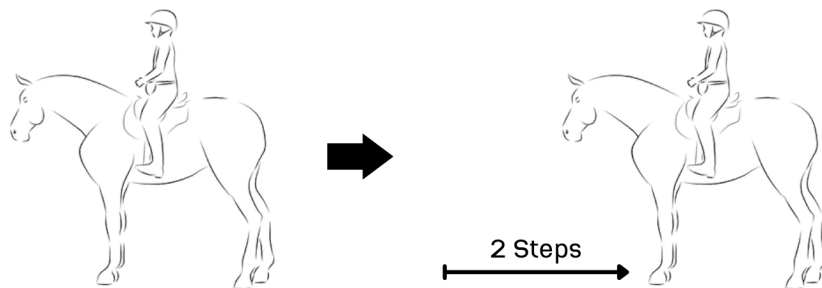
CALM DEFAULT - UNDER SADDLE

While the equine is halted, the handler should remain still and balanced in the saddle. The equine should stand calmly and patiently with their head forward.



REINFORCEMENT - UNDER SADDLE

Remaining balanced in the saddle, the handler delivers reinforcement from either side of the equine. The equine also remains balanced & reaches gently to retrieve reinforcement.



BACK 2 STEPS - UNDER SADDLE

From a balanced and stationary halt, the handler gives a distinct cue and the equine backs two steps, signaling the end of the performance.